

**FACTORS INFLUENCING UTILIZATION OF FAMILY
PLANNING SERVICES AMONG MARRIED WOMEN
(15-49 YEARS) IN KITWE TOWN COUNCIL,
NTUNGAMO DISTRICT.**

**A RESEARCH REPORT SUBMITTED TO UGANDA NURSES AND
MIDWIVES EXAMINATIONS BOARD IN PARTIAL
FULFILMENT OF THE REQUIREMENTS
FOR THE AWARD OF THE DIPLOMA
IN NURSING SCIENCES**

BY

ARIHO ROBERT

N15/UO11/DNE/004

APRIL, 2017

ABSTRACT

More than one in five hundred women die of pregnancy or pregnancy related causes which are preventable through proper utilization of family planning services. Among married women, 34.3% have an unmet need for family planning and yet are in need of limiting and spacing their children.

The aim of the study was to determine Factors Influencing Utilization of Family Planning Services among Married Women (15-49 Years) In Kitwe Town Council, Ntungamo District.

A cross sectional descriptive study design that employed quantitative methods of data collection was used. 100 women were enrolled in the study using convenient sampling method. A researcher administered questionnaire was used for data collection. Data was analyzed by Microsoft office excel and calculator.

From the study, factors that influenced utilization of family planning services included; knowledge of women about family planning, social factors such as religion, myths people have about family planning and husband's approval. Health facility factors influencing family planning utilization included, distance of the place of residence from the health facility, availability of the contraceptives, negative attitudes of health workers and long waiting hours at the health facility.

Health service providers should be encouraged to improve on their attitude towards women when offering family planning services.

Ministry of health should ensure that they increase the number of health workers providing family planning services so as to prevent women wanting family planning services from waiting for long at the health facility.

People in charge of ordering for family planning methods at the health facilities should ensure that proper estimation of the methods needed in a particular period are made such that stock outs are avoided.

COPYRIGHT

Research report submitted to Kampala International University School of Nursing and deposited in the library, is open for inspection, but is to be used with due regard to the rights of the author. The author and Kampala International University School of Nursing can grant privilege of loan or purchase of copy to accredited borrowers provided credit is given in subsequent written or published work.

Copyright © 2016 by Ariho Robert

APPROVAL OF SUBMISSION

I certify that this research report, was carried out by the candidate under my supervision as research supervisor.

Sign.....Date.....

NABALIISA SARAH, SUPERVISOR

Sign.....Date.....

MS KABANYORO ANNET

DEAN SCHOOL OF NURSING SCIENCES

KAMPALA INTERNATIONAL UNIVERSITY-WESTERN CAMPUS

DECLARATION

I, **ARIHO ROBERT** declare that this research report is original and it has never been presented to any institution of higher learning in partial fulfillment for the award of any diploma in nursing. Where literature has been used, references have been duly made.

Sign..... Date.....

DEDICATION

I dedicate this work to my beloved wife and children.

ACKNOWLEDMENTS

I thank GOD, for enabling me undertake this course and completing it successfully.

I would like to extend my sincere gratitude and appreciation to Kampala International University – Western Campus for giving me a chance to pursue my education from this institution.

Special thanks to my supervisor, Ms. Nabaliisa Sarah for her guidance and tremendous work during my research study.

I wish to thank my immediate family and all other family members for having endured my irregular presence at the times they could have needed me most.

Finally, my sincere thanks go to my fellow course mates for their continued encouragement and support.

TABLE OF CONTENTS

ABSTRACT.....	i
COPYRIGHT.....	ii
APPROVAL OF SUBMISSION	iii
DECLARATION	iv
DEDICATION	v
ACKNOWLEDGMENTS	vi
TABLE OF CONTENTS.....	vii
LIST OF TABLES	x
LIST OF FIGURES	xi
LIST OF ACRONYMS	xii
DEFINITION OF KEY TERMS	xiii
CHAPTER ONE: INTRODUCTION.....	1
1.1 Introduction.....	1
1.2 Problem Statement	4
1.3 Purpose of the study.....	6
1.4 Specific objectives of the study	6
1.5 Research questions.....	6
1.6 Justification for the study	7
CHAPTER TWO: LITERATURE REVIEW	8
2.1 Introduction	8
2.2. Knowledge about family planning.....	8
2.3 Social factors influencing utilization of family planning services.....	9
2.4 Health facility factors influencing utilization of family planning services.....	12
CHAPTER THREE: METHODOLOGY	14

3.1 Introduction.....	14
3.2 Research design and rationale.....	14
3.3 Study setting and rationale.....	14
3.4 Study population	15
3.4.1 Sample size determination.....	15
3.4.2 Sampling procedure and rationale	16
3.4.3 Inclusion and exclusion criteria.....	16
3.5 Definition of variables	17
3.5.1 Dependent variables	17
3.5.2 Independent variables	17
3.6 Research instruments	17
3.7 Data collection procedure	17
3.7.1 Data management	18
3.7.2 Data analysis.....	18
3.8 Ethical consideration.....	18
3.9 Limitations of the study	19
3.10 Dissemination of Results	19
CHAPTER FOUR: RESULTS	20
4.0 Introduction.	20
4.1 Demographic characteristics.....	21
4.2 Knowledge on family planning services among married women in Kitwe town council, Ntungamo district.....	24
4.3 Social factors influencing utilization of family planning services among married women in Kitwe town council, Ntungamo district.	28
4.4 Health facility factors influencing utilization of family planning services among married women in Kitwe town council, Ntungamo district.....	32
CHAPTER FIVE: DISCUSSION, CONCLUSIONS AND RECOMMENDATIONS.....	34

5.0 INTRODUCTION	34
5.1 DISCUSSION OF THE STUDY FINDINGS	34
5.1.1 Demographic data	34
5.1.2 Knowledge on Family Planning Services among Married Women in Kitwe Town Council, Ntungamo District.....	37
5.1.3 Social factors Influencing Utilization of Family Planning Services among Married Women in Kitwe Town Council, Ntungamo District.	38
5.1.4 Health facility factors Influencing Utilization of Family Planning Services among Married Women in Kitwe Town Council, Ntungamo District.	42
5.2 CONCLUSION.....	44
5.3 RECOMMENDATIONS.....	46
5.4 IMPLICATIONS TO NURSING PRACTICE.....	47
REFERENCES	48
APPENDIX I: CONSENT FORM.....	54
APPENDIX II: QUESTIONNAIRE.....	55
APPENDIX III: INTRODUCTORY AND APPROVAL LETTER	58
APPENDIX IV: MAP OF UGANDA SHOWING LOCATION OF NTUNGAMO DISTRICT.....	59

LIST OF TABLES

Table 1: Shows age range of respondents (n=100).....	21
Table 2: Showing the occupation of the Respondents (n=100)	23
Table 3: Showing where respondents got information about family planning from (n=98).....	25
Table 4: Shows family planning methods that were known by respondents (n=98).....	26
Table 5: Showing the benefits of family planning that were known by respondents (n=98).....	27
Table 6: Shows the various myths respondents had heard in the community about family planning. (n=98)	29
Table 7: Shows respondents' response on whether they were using any family planning method. (n=98).....	29
Table 8: Shows respondents' reasons as to why they were not using any family planning method. (n=58).....	30
Table 9: Shows respondents responses on whether their husbands had allowed them to use family planning. (n=40).....	31
Table 10: Shows respondents responses on whether the family planning services are always available at the health facility. (n=40)	32
Table 11: Shows respondents rating of the attitude of health workers offering family planning services at the health facility. (n=40).....	32
Table 12: Shows how long the respondents take to receive family planning services at the health facility (n= 40).....	33
Table 13: Shows respondents responses on whether they were satisfied with the family planning services at the health facility. (n=40)	33

LIST OF FIGURES

Figure 1: Showing the religion of Respondents (n=100).....	21
Figure 2: Showing the Tribe of the Respondents (n=100).....	23
Figure 3: Showing the education level of the Respondents (n=100)	24
Figure 4: Shows respondents' response on whether they had ever heard about family planning (n=100).....	24
Figure 5: Showing whether the religion of the respondents allows them to use family planning (n=98).....	28
Figure 6: Shows the family planning methods that were being used by the respondents. (n=40)	31

LIST OF ACRONYMS

WHO:	World Health Organization
USAID:	United States Agency for International Development
UNFPA:	United Nations Population Fund
ANC:	Antenatal care
UBOS:	Uganda Bureau of Statistics
UNICEF:	United Nations Children's Fund
MHO:	Ministry of Health
UNDP:	United Nations Population Division
UDHS:	Uganda Demographic and Health Survey

DEFINITION OF KEY TERMS

Family planning: In this study it refers to the ability for women to attain their desired number of children and plan the spacing and timing of their births through use of contraceptive methods.

Utilization: this refers to women's use of family planning services

Unmet need for family planning: Refers to women capable of reproducing who are not using contraception, but wish to postpone their next birth or to stop childbearing all together.

CHAPTER ONE: INTRODUCTION

1.1 Introduction

Family planning is defined as the ability for individuals and couples to attain their desired number of children and plan the spacing and timing of their births through use of contraceptive methods (WHO, 2013). Family planning has so many benefits. At the individual-level, the health benefits for women and infants include the prevention of pregnancy related health risks and maternal mortality, reductions in infant mortality and the rate of unsafe abortions (Jitta et al 2008). Family planning also has significant economic benefits for families and for society as a whole (Gribble, 2012). By slowing the growth of a population, women have more earning potential and families are able to devote more resources to each child, resulting in reductions of poverty (Gribble, 2012; UNFPA, 2005).

Despite the known benefits of family planning, globally more than 120 million women aged 15 to 49 who are married or in a union have an unmet need for family planning (United Nations, 2011).

An unmet need for family planning refers to women capable of reproducing who are not using contraception, but wish to postpone their next birth or to stop childbearing all together (UBOS & IFC International Inc., 2012). According to the Guttmacher Institute (2010), meeting the unmet need for family planning in sub-Saharan Africa is estimated to result in a 69 percent reduction in maternal deaths and 57 percent drop in new born deaths (2010). Women in developing nations are disproportionately affected by an unmet need for family planning, with the highest need in sub-Saharan Africa where Uganda is located.

Uganda, one of the fastest growing countries in the world (UNPD, 2005), is especially in need of increased family planning services. Fertility rates are high at 6.2 children per woman overall and 6.8 children per woman in rural areas (UBOS & IFC International Inc., 2012) and in 2010 the country's annual population growth rate was 3.2%, the 5th highest globally (UNICEF, 2012). Among married women, 34.3% have an unmet need for family planning and yet are in need of limiting and spacing their children (UBOS & IFC International Inc., 2012). In 2011, only 30% of currently married women were using contraceptives (UBOS & IFC International Inc., 2012) compared to a global average of 63%

(United Nations Population Fund, 2010).

Planning the spacing of births is critical. In Uganda, the majority of new pregnancies occur within this risky time period: approximately 26% of all births occur less than 24 months since the last pregnancy and 71% less than 36 months since the last pregnancy (Rutstein, 2011). Furthermore, an estimated 44% of all pregnancies in Uganda are unplanned and abortion rates are high (Guttmacher Institute, 2009; UBOS & IFC International Inc., 2012). Singh and colleagues (2006) estimate nearly four in ten (38%) unintended pregnancies result in abortion. Unsafe abortions are estimated to be the cause of 21% of all maternal deaths in Uganda (Singh et al., 2006); it is estimated that if the unmet need for contraceptives were met in Uganda, unplanned births and unsafe abortions would decline by approximately 85% (Guttmacher Institute, 2009).

Therefore, having noted the benefits of family planning and 34.3% of married women with unmet need of family planning in Uganda, there is need to carry out a

study to determine factors influencing utilization of family planning services among married women (15-49 years) in Kitwe town council, Ntungamo district.

1.2 Problem Statement

Uganda's maternal mortality and morbidity rate is very high. The maternal mortality ratio (MMR) has Barely reduced in the past decade and is currently at 438/100,000 live births (UDHS 2011). More than one in five hundred women die of pregnancy or pregnancy related causes. The use of family planning services to prevent unwanted pregnancy, abortions and untimely children is very important (sigh et al, 2006).

Uganda is a home of nearly 30 million people and is one of the fastest growing countries in the world (UNPD, 2005), therefore is in need of increased family planning services. The total fertility rate (TFR) of 6.2 children per woman (UBOS & IFC International Inc., 2012) has resulted in the annual population growth rate of 3.2% per year, the fastest in Africa and the 5th highest in the world (UNICEF, 2012).

In addition, an estimated 44% of all pregnancies in Uganda are unplanned and abortion rates are high (Guttmacher Institute, 2009; UBOS & IFC International Inc., 2012). Unsafe abortions are estimated to be the cause of 21% of all maternal deaths in Uganda (sigh et al, 2006).

Uganda has a high overall unmet need for family planning services of 41% (UDHS 2006). Among married women, 34.3% have an unmet need for family planning and yet are in need of limiting and spacing their children (UBOS & IFC International Inc., 2012). In 2011, only 30% of currently married women were using contraceptives (UBOS & IFC International Inc., 2012) compared to a global

average of 63% (United Nations Population Fund, 2010). This is unfortunately a very low contraceptive prevalence rate (CPR) among married women.

It is estimated that if the unmet need for contraceptives were met in Uganda, unplanned births and unsafe abortions would decline by approximately 85% (Guttmacher Institute, 2009). An unmet need for family planning refers to women capable of reproducing who are not using contraception, but wish to postpone their next birth or to stop childbearing all together (UBOS & IFC International Inc., 2012). The reasons as to why some Ugandan married women are not using family planning services is not clear.

Therefore the need to carry out a study to determine factors influencing utilization of family planning services among married women (15-49 years) in Kitwe town council, Ntungamo district.

1.3 Purpose of the study

To determine factors influencing utilization of family planning services among married women (15-49 years) in Kitwe town council, Ntungamo district.

1.4 Specific objectives of the study

- i. To determine the knowledge of family planning services among married women (15-49 years) in Kitwe town council, Ntungamo district.
- ii. To determine the social factors that influence utilization of family planning services among married women (15-49 years) in Kitwe town council, Ntungamo district.
- iii. To determine the health facility factors that influence utilization of family planning services among married women (15-49 years) in Kitwe town council, Ntungamo district.

1.5 Research questions

- i. What knowledge do married women (15-49 years) in Kitwe town council, Ntungamo district have about family planning services?
- ii. What social factors influence utilization of family planning services among married women (15-49 years) in Kitwe town council, Ntungamo district?
- iii. What health facility factors influence utilization of family planning services among married women (15-49 years) in Kitwe town council, Ntungamo district?

1.6 Justification for the study

The maternal mortality ratio (MMR) of Uganda stands at 438/100,000 live births (UDHS 2011). More than one in five hundred women die of pregnancy or pregnancy related causes. In addition, an estimated 44% of all pregnancies in Uganda are unplanned and abortion rates are high (Guttmacher Institute, 2009; UBOS & IFC International Inc., 2012). Unplanned pregnancies and abortions could be prevented if family planning is effectively utilized.

Among married women, 34.3% have an unmet need for family planning and yet are in need of limiting and spacing their children (UBOS & IFC International Inc., 2012). The reasons as to why some Ugandan married women are not using family planning services is not clear. Therefore the need to carry out the study.

The study will reveal the hidden factors that lead to women not utilizing family planning services. By identifying these factors, the gaps between the present performance and the desired performance in nursing practice can be bridged to improve the utilization of family planning services.

The study findings will be used by other nursing researchers who will be interested in the same field of study.

The findings of this study will be used by health tutors in nursing training institutions to improve on nursing curriculums.

CHAPTER TWO: LITERATURE REVIEW

2.1 Introduction

This section presents the literature review relating to the objectives of the study. It is presented in sections; knowledge about family planning services, social factors influencing utilization of family planning services and health facility factors influencing utilization of family planning services.

2.2. Knowledge about family planning

In the study of knowledge attitude and practice of family planning among married women in Cambodia done by Vong (2007), it was noted that knowledge of any modern contraceptive method among respondents was found to be extremely high at 99.3% regardless of the educational level and socioeconomic status. All except one woman had heard about contraceptives and knew atleast one method of family planning.

The most popular methods known by respondents were the pill and injectable contraceptives. The condom was the third most popular method cited by respondents, followed by the IUD. However, female sterilization was the least well known method for respondents. (USAID, 2005; Vong, 2007).

It was noted that 62% and 51.5% respondents knew at least one place where they can receive information about modern contraceptives, and at least one place where family planning services are available, respectively. Health centers were the most cited sources of information (56%) and sources of family planning services (59%) respectively. A private clinic was the second option and a pharmacy (13%) the third

option from which respondents said that they can receive family planning information (Vong, 2007).

According to USAID (2005), in the study done in Ethiopia, the major sources of information on family planning are health institutions, socio gatherings, radio and friends or relatives. Significant numbers of respondents also mentioned other sources such as pamphlets, posters, schools, youth associations, churches and mosques. A greater proportion of urban respondents compared to those in the rural areas obtained family planning information from electronic media. Overall, however, the role of radio and television in providing family planning information to the rural population appears to be minimal, mainly because of lack of access to these channels of communication.

2.3 Social factors influencing utilization of family planning services

Research indicates that the younger adult women are more likely to use contraceptives than older adult women (Duong, Lee & Binns, 2005; Okech, Wawire, and Mburu, 2011), which would be a reflection of less need for contraceptives or more traditional beliefs about family size and the lack of acceptability of contraceptive use among older women. Studies have shown that use of contraceptives increases with parity of woman up to the third to fourth child and then decline thereafter (Black et al, 2009). In Uganda, contraceptive use increases with increasing levels of age, peaking at 38 (UBOS & IFC International Inc., 2012).

Women who are literate are more likely to use contraceptives than their illiterate counterparts (Okech, Wawire, and Mburu, 2011; Saleem and Martin, 2005). The

Uganda 2011 UDHS report found contraceptive use increases with higher levels of education and number of children (UBOS & IFC International Inc., 2012).

According to Nwankwo and Ogueri (2006), the decision making process regarding utilization of family planning services, is influenced by the decision maker (husband) in the family. A woman may not use or even not want to use contraceptives because of disapproval of the husband. Husband's approval is also of paramount importance in the adoption of contraceptive use (Nwankwo and Ogueri 2006; Mustafa and Afreen, 2008). Especially in traditional societies, where issues related to procreation are hardly discussed by marital partners, husbands are the primary decision makers in reproductive matters (Mustafa and Afreen, 2008).

Religious affiliation also affects contraceptive usage among women (Yeatman and Trinitapoli, 2008; Gyimah et al, 2008). Some of the literature argue that the Catholic Church's position against use of contraceptives affects people's attitudes and consequently their use of family planning methods. Roman Catholicism teaches that the principal purpose of a sexual relation within marriage is procreation (Mustafa and Afreen, 2008).

Ugandans identifying as both catholic and Muslim cite their religion as a major reason for not using contraceptives and for their desire for a large family. Also conservative Protestants such as Evangelical and Fundamental Protestants view the use of contraceptive as violating God's law of procreation (Kiene et al., 2013). Fundamental Muslims maintain that all form of contraceptives violates God's law and intentions (Poston 2005). A study conducted in Cameroon and Senegal looking at the influence of religion on women's fertility decision demonstrated that religion

influences women decision making including decisions on family planning (Browne 2012). A study conducted earlier in Bondo, one of the districts upon which this study is based, revealed that the majority of the women believed that it was God who controlled the number of children one had, and not contraceptive (Nangendo, 2012).

The work status of women has also been linked to the knowledge and use of contraceptives. Women who work outside the home have higher rate of use than women who do not work outside home (housewives). Working women, particularly those who earn cash incomes are assumed to have greater control over house hold decisions and increased awareness of the world outside home. Consequently, they have more control over reproductive decisions (Hiale mariam et al, 2006).

Studies indicate that women in polygamous marriage are less likely to use contraceptives than women who live in monogamous marriages (Audu et al, 2008). A lower frequency of intercourse for women in polygamous marriages can discourage them from using contraception. Also these women are likely to adhere to traditional values and customs that encourage large families.

Myths and misconceptions negatively related to contraceptive use in the various studies include the belief that contraception makes women become promiscuous and contraception causes cancer (Ankomah, Anyanti and Oladosu, 2011). A large body of qualitative research suggests similar myths about contraceptives are prevalent throughout sub-Saharan Africa and elsewhere, usually related to side effects, safety, and long term effects on fertility (Chipeta, Chimwaza and Kalilani-Phiri, 2010). Prior research at Gombe Hospital in Uganda, found patients

commonly believe that hormonal pills accumulate in the body, lead to “deformed children” and cause cancer (Kiene and Lule, 2008).

2.4 Health facility factors influencing utilization of family planning services

With limited health services available in many settings, especially in rural areas, proximity to the health facility is a major barrier to women (Okech, Wawire, and Mburu, 2011). In a Ugandan study, the most common obstacle to contraceptive use identified among women was lack of access to quality services (Kibuuka et al, 2009; Ketende, Gupta and Bessinger, 2003). Poverty is also manifested in different forms of financial barriers for individuals in accessing family planning services; including the cost of transport (Parker, Easton and Klein, 2000; Parkhurst, Rahman and Ssengooba, 2006).

Even when women live in close proximity to the health facility, the availability of a range of contraceptive methods and the quality of the services may be lacking. Cases of contraceptive stock- out and limited choice in the methods are commonly reported especially in rural areas (Ketende, Gupta and Bessinger, 2003; Ross et al., 2001). Sub- Saharan Africa has been identified as having the least availability and the least variety of methods (Ross et al., 2001). Adequate supply includes not only the availability of contraceptives, but access to trained staff, protocols of treatment, follow-up care, cost and the environment of health facility (for example waiting time and space) (Ketende, Gupta and Bessinger, 2003).

Research in Uganda reports mistrust of service providers as a major barrier to accessing sexual health services (Flaherty, Kipp & Mehangye, 2005; Kiene et al., 2013) and the presence of three or more service providers trained in providing

integrated reproductive health services has been associated with contraceptive use (Ketende, Gupta and Bessinger, 2003).

Some of the constraints observed in family planning delivery include lack of trained staff or transfer of trained and motivated staff resulting in decrease of commitment of the remaining staff. Also documented are the negative attitudes of service providers, poor accessibility to services and inadequate family planning supplies at the health facility (Mbonye, 2003). Other service factors that may also hinder family planning service utilization include: long waiting times, unofficial fees in the public sector, and limited quantity of information provided during care (Jitta et al 2008).

The quality of care is believed to influence reproductive health outcomes through improved client satisfaction and contraceptive use behavior (Blanc et al, 2001). Client opinion, especially satisfaction with services, is a subjective way of measuring quality of family planning services. Satisfied clients are more likely to re-visit the services, pass on positive messages by word of mouth to others, and continue use of particular family planning method. On the other hand, dissatisfied clients are more likely to share negative experiences with others and are less likely to return or continue use of family planning services (Williamson et al, 2009).

CHAPTER THREE: METHODOLOGY

3.1 Introduction.

This chapter deals with the research design, study population, sample size determination, sampling procedure, inclusion and exclusion criteria, definitions of variables, research instruments, data collection procedures, ethical considerations, limitations of the study and dissemination of results.

3.2 Research design and rationale

The study employed a cross sectional descriptive study design and quantitative methods of data collection. The study design helped in describing factors influencing utilization of family planning services among married women (15-49 years) in Kitwe town council, Ntungamo district. The cross sectional design enabled the researcher to collect data at a particular point in time and in a very shortest period thus saving time. This because there was limited time for the study.

3.3 Study setting and rationale

Kitwe town council is found in Ntungamo district in South Western Uganda. It is a distance of 36 km from Ntungamo municipality. The town council is served by a government health center IV, with an estimated catchment population of 37,000 people. This center provides women with free family planning services and therefore it is expected that whoever them needs can get them without a charge.

3.4 Study population

The study enrolled married women aged 15-49 years in Kitwe town council Ntungamo district. The age range 15-49 years was chosen because the reproductive age group for Uganda is 15-49 years and therefore these were the people likely to be married, could easily get pregnant and could be in need of using family planning services. In addition these women were in a better position to give reasons as to why they were not utilizing family planning services despite the fact that they were in a relationship and were at a very high risk of getting unwanted pregnancies.

3.4.1 Sample size determination

The sample size was determined using Fisher's formula developed in 1990.

$$n = \frac{z^2(pq)}{d^2}$$

Where n= sample size

z= standard deviation at confidence level of 95% which is 1.96

p= proportion of population with the desired characteristics. Therefore in this study p represented married women who were not using family planning services.

According to UBOS & IFC International Inc., (2012), 34.3% married women in Uganda have unmet need for family planning and yet are in need of limiting and spacing of children. Taking this percentage to represent the percentage of married women who were at risk of unwanted pregnancies in Kitwe town council and not using family planning services, p was taken to be 0.343.

q= proportion of population without desired characteristics $q=1-p= 1-0.343= 0.657$

d= level of significance or measure of anticipated error taken as 0.05

Substituting the values into the formula

$$n = \frac{z^2(pq)}{d^2}$$

$$n = \frac{1.96^2(0.343 \times 0.657)}{(0.05)^2}$$

n= 346 married women

Therefore 346 married women were needed for the study.

However due to limited time and resources for the study, a sample size of **100** married women aged 15-49 years was used.

3.4.2 Sampling procedure and rationale

Convenient sampling method was used where married women were selected because of their convenience, accessibility and proximity to the researcher. Convenient sampling was cheap and facilitated data collection in a short period of time. This method is also easy and rarely biased when used in homogenous population.

3.4.3 Inclusion and exclusion criteria

3.4.3.1 Inclusion criteria

The study included all married women 15-49 years in Kitwe town council who had at least one child and had consented to participate in the study.

3.4.3.2 Exclusion criteria

i) All married women in Kitwe town council outside the age bracket were not allowed to participate in the study.

ii) Those that had not consented to participate in the study.

iii) Those who were married but with no child.

3.5 Definition of variables

3.5.1 Dependent variables

Utilization of family planning services among married women.

3.5.2 Independent variables

Factors that influence utilization of family planning services such as socio-economic and health facility factors

3.6 Research instruments

A researcher administered questionnaire with both open and close ended questions was used for data collection. The questions were prepared in a logical sequence in order to address the research objectives. The questionnaire was pre-tested with a few married women from Ishaka town council. After pretesting the responses were reviewed by the researcher in relation to the desired objectives, corrections and adjustments in the questionnaire were made before the actual data collection. This was to ensure that quality data is collected.

3.7 Data collection procedure

An introductory letter from Kampala International University School of Nursing Sciences seeking approval to undertake the study was got and taken to the office of Kitwe town council clerk who granted permission to go and collect data in the town council. A pre-tested researcher administered questionnaire was used by research

assistants in data collection. Research assistants moved from house to house enrolling married women who fitted the inclusion criteria until the sample size was reached. Informed consent was obtained from all participants before enrollment into the study. Privacy and confidentiality was maintained throughout the process of data collection.

3.7.1 Data management

Editing: Involved checking the questionnaires for completeness and improperly filled questionnaires were sorted. Complete filled questionnaires were kept in the cupboard for safety and confidentiality. They were later be taken for analysis.

Coding: All questions in the questionnaire were coded for easy analysis and this helped in reducing data into manageable proportions.

3.7.2 Data analysis

Data was analyzed by Microsoft programs particularly Microsoft office excel and calculator. And later was presented in frequency tables, pie charts and bar graphs. Simple explanatory notes and conclusions then followed the tables, graphs and pie charts.

3.8 Ethical consideration

An introductory letter from Kampala International University School of Nursing Sciences seeking approval to undertake the study was got and taken to the office of Kitwe town council clerk who granted permission to go and collect data in the town council. Prior to administering the questionnaires, the objectives of the study were clearly explained to the participants and informed consent was sought from the respondents. Participants were informed about the procedure and the voluntary

nature of participation in the study. Confidentiality and anonymity were ensured throughout the study and were informed that no adverse consequences would arise if they refused to participate, and that data collected would remain private and used only for research study purpose. This helped to eliminate bias and doubts about the aim of the study.

3.9 Limitations of the study

It was hard to obtain audience from the women as they had other duties to perform at home. This was however, overcome by creating rapport and administering a questionnaire as quickly as possible.

The research work was conducted while at the same time the researcher was in the community placements which was far from the study area. However, this was overcome through proper allocation and utilization of time available.

A lot of costs especially on printing, photocopying and transport were incurred. This however, was solved by soliciting for funds from friends and family relatives to finance the study.

3.10 Dissemination of Results

Copies of the study findings were produced and given to; The Uganda Nurses and Midwives Examination Board for the award of Diploma in Nursing, Kampala International University School of Nursing-Western Campus library for reference, Kitwe Town Council Clerk's Office and the author's own copy for future reference.

CHAPTER FOUR: RESULTS

4.0 Introduction.

This chapter deals with analysis and presentation of data collected in form of pie charts, bar graphs and frequency tables. Data was collected from 100 married women (15-49 years) who had at least one child in Kitwe town council using a researcher administered questionnaire.

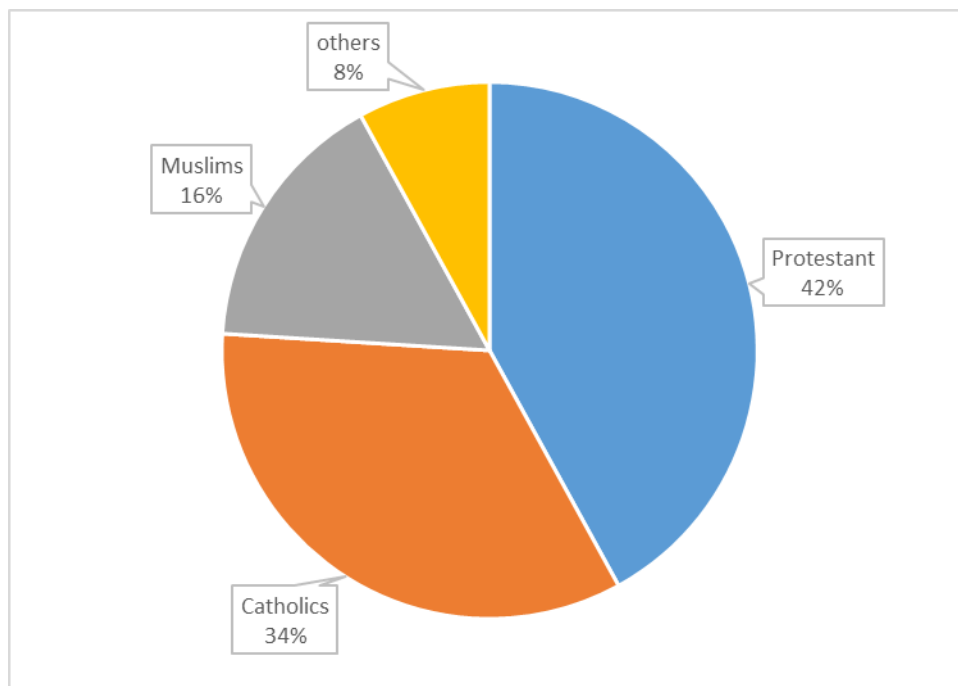
4.1 Demographic characteristics

Table 1: Shows age range of respondents (n=100)

Age range	Frequency	Percentage (%)
15-19	1	1
20-24	21	21
25-29	26	26
30-34	22	22
35-39	23	23
40-44	5	5
45-49	2	2
Total	100	100

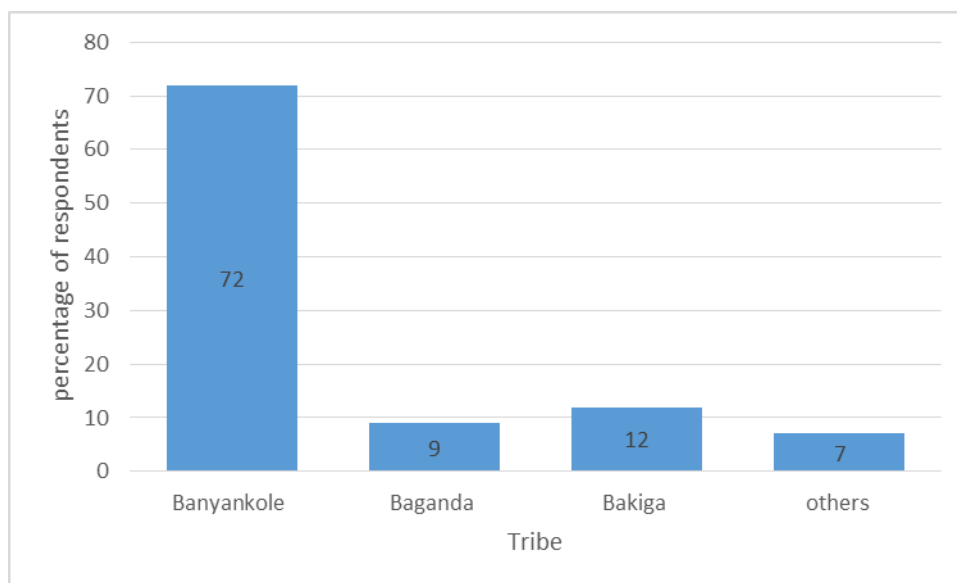
Majority 26% of the respondents were in the age range of 25-29 years while the least 1% were in the age range of 15-19 years.

Figure 1: Showing the religion of Respondents (n=100)



Majority 42% of respondents were Protestants and the minority 8% were the others.

Figure 2: Showing the Tribe of the Respondents (n=100)



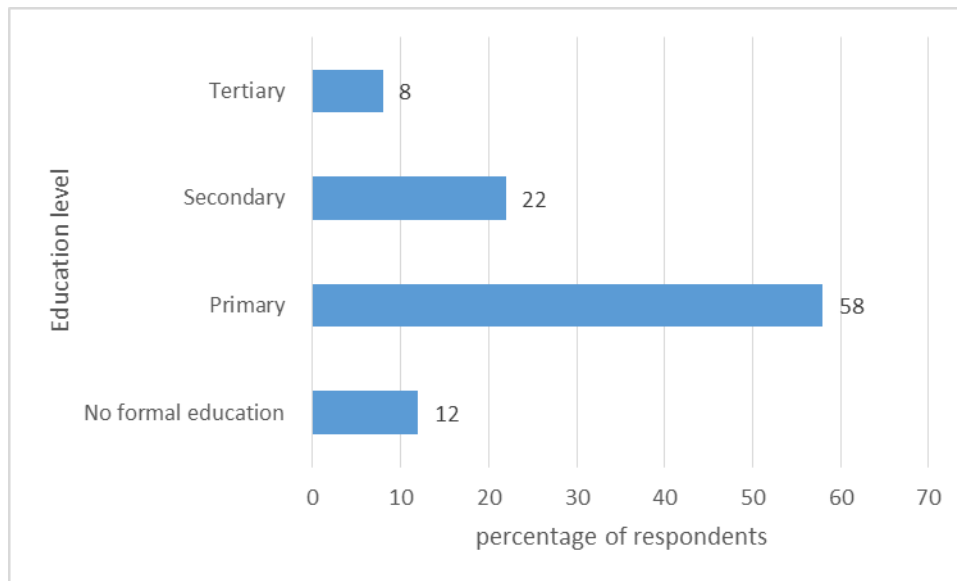
Majority of the participants in the study were Banyankole 72% and the least were 7% representing other tribes.

Table 2: Showing the occupation of the Respondents (n=100)

Occupation	Percentage (%)
Housewife	75
Peasant	15
Teacher	2
Businesswoman	3
Others	5
Total	100

Most 75% of the respondents were housewives and the least 2% were teachers

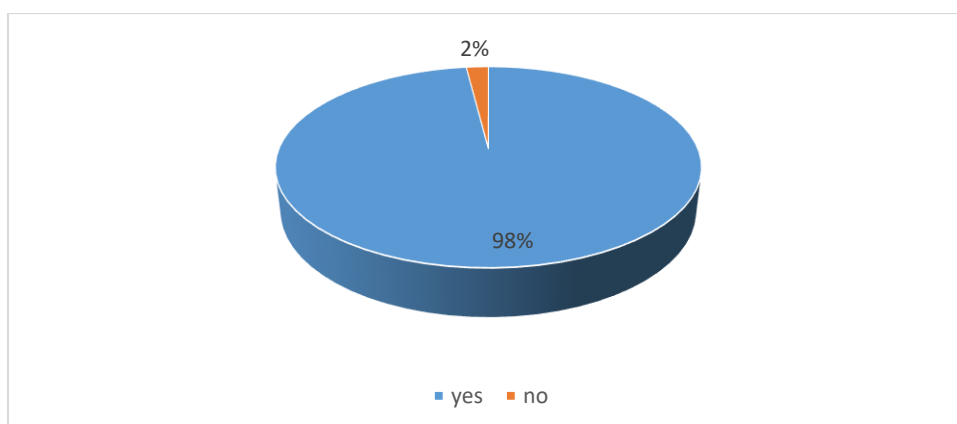
Figure 3: Showing the education level of the Respondents (n=100)



From the study findings, majority of the respondents had attained primary level of education 58% and the least 8% had attained tertiary level of education.

4.2 Knowledge on family planning services among married women in Kitwe town council, Ntungamo district.

Figure 4: Shows respondents' response on whether they had ever heard about family planning (n=100)



Majority of respondents 98% had ever heard about family planning while 2% had never heard about family planning.

Table 3: Showing where respondents got information about family planning from (n=98)

Source of information	Percentage
Radio	20.4
Health workers	42.9
Television	14.3
News papers	3.1
Friends	13.2
Relatives	6.1
Total	100

Majority of respondents 42.9% got information about family planning from health workers and the minority 3.1% got information from newspapers.

Table 4: Shows family planning methods that were known by respondents

(n=98)

Methods	Frequency of responses (X)	Percentage (X/98) x100
Pills	92	93.9
Condoms	88	89.8
Injectable	90	91.8
Intra uterine device	40	40.8
Implants	32	32.7
Others	11	11.2

Out of the 98 women who had heard about family planning, 93.9 % were aware of pills, 91.8% of injectables, 89.8% condoms and the least, 11.2% known were among others

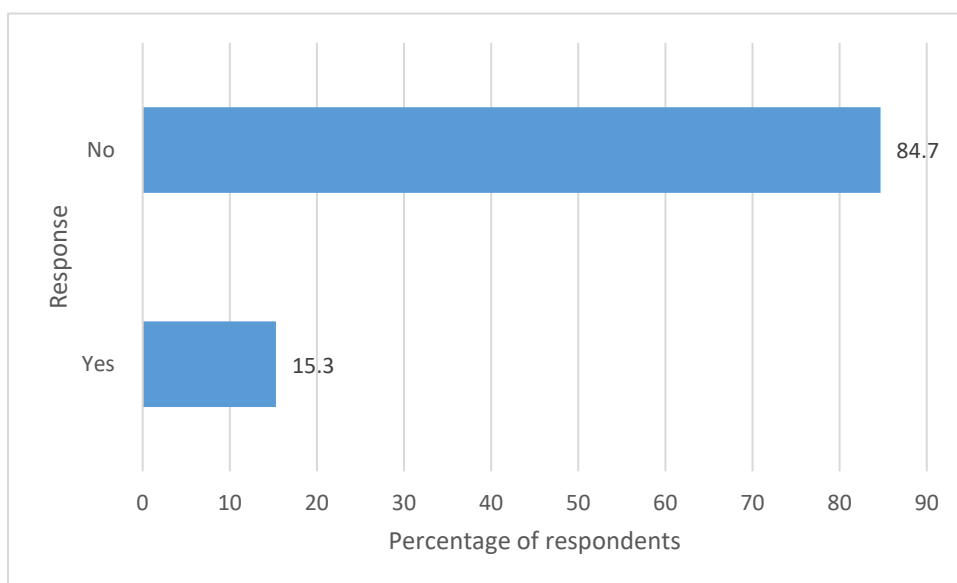
Table 5: Showing the benefits of family planning that were known by respondents (n=98)

Benefit	Frequency of responses (X)	Percentage (X/98) x100
Delays pregnancy	22	22.4
Controls family size	92	93.9
Prevents unwanted pregnancy	96	98
Others	2	2

Out of the 98 women who had heard about family planning, 98 % were aware of the fact that family planning prevents unwanted pregnancy while 2% were aware of other benefits of family planning that were not listed.

4.3 Social factors influencing utilization of family planning services among married women in Kitwe town council, Ntungamo district.

Figure 5: Showing whether the religion of the respondents allows them to use family planning (n=98)



Majority of participants 84.7% revealed that their religion does not allow them to use family planning while 15.3% said that their religion allows them to use family planning.

Table 6: Shows the various myths respondents had heard in the community about family planning. (n=98)

Myth	Percentage
Makes women barren/infertile	54
Causes cancer	4
Makes women develop masses in the abdomen/uterus	29
Children born later after using can have deformities	13
Total	100

Most 54% reported that people believe that family planning makes women barren while the minority 4% reported that people believe that family planning causes cancer.

Table 7: Shows respondents' response on whether they were using any family planning method. (n=98)

Response	Frequency	Percentage
Yes	40	40.8
No	58	59.2
Total	98	100

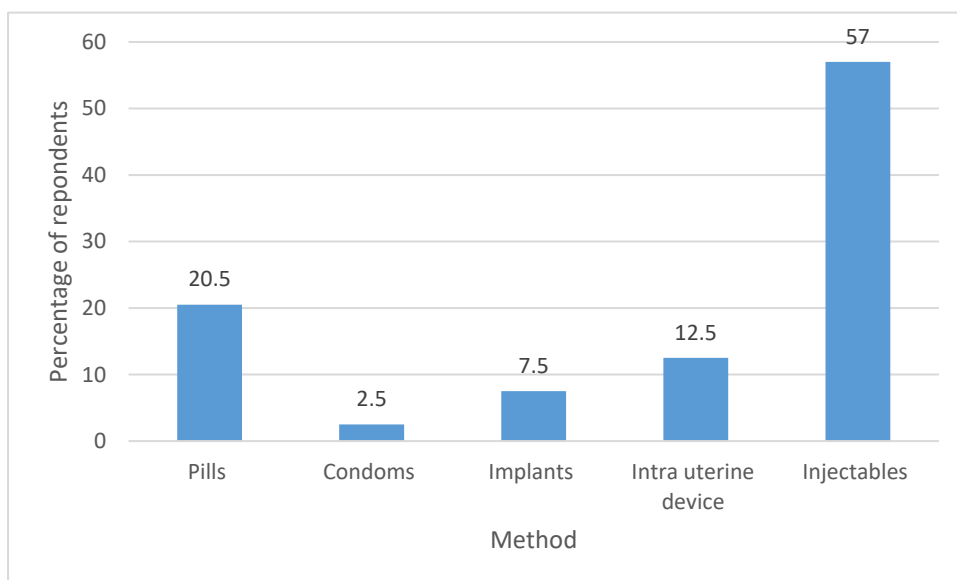
59.2% were not using any family planning method while 40.8% were using family planning.

Table 8: Shows respondents' reasons as to why they were not using any family planning method. (n=58)

Reason	Frequency	Percentage
Want more children	26	45
Husband refused	18	31
Feared the side effects	8	14
Family planning method was not available	4	7
The health facility is far	2	3
Total	58	100

Majority, 45% of the respondents said they were not using family planning because they wanted more children while 3% said that the health facility was far.

Figure 6: Shows the family planning methods that were being used by the respondents. (n=40)



Most, 57% women were using injectables and the least, 2.5% were using condoms as a family planning method.

Table 9: Shows respondents responses on whether their husbands had allowed them to use family planning. (n=40)

Response	Frequency	Percentage
Yes	27	67.5
No	13	32.5
Total	40	100

Most, 67.5% women had been allowed by their husbands to use family planning while 32.5% were using it against their husbands wish.

4.4 Health facility factors influencing utilization of family planning services among married women in Kitwe town council, Ntungamo district.

Table 10: Shows respondents responses on whether the family planning services are always available at the health facility. (n=40)

Response	Frequency	Percentage
Yes	26	65
No	14	35
Total	40	100

Majority, 65% of the women said that family planning services are always available at the health facility while 35% said that they were not always available.

Table 11: Shows respondents rating of the attitude of health workers offering family planning services at the health facility. (n=40)

Response	Frequency	Percentage
Friendly	28	70
Rude	12	30
Total	40	100

70% of women found health workers friendly while 30% said they were rude to them.

Table 12: Shows how long the respondents take to receive family planning services at the health facility (n= 40)

Time taken	Percentage (%)
Less than 30 minutes	15
30 minutes – 1 hour	20
1½ hours -2 hours	52
More than 2 hours	13
Total	100

Minority 52% of the women take 1½ hours -2 hours waiting to receive family planning services while 13% take more than 2 hours at the health facility.

Table 13: Shows respondents responses on whether they were satisfied with the family planning services at the health facility. (n=40)

Response	Frequency	Percentage
Yes	29	72.5
No	11	27.5
Total	40	100

Majority, 72.5% of the women said that they were satisfied with family planning services at the health facility while 27.5% said that they were not.

CHAPTER FIVE: DISCUSSION, CONCLUSIONS AND RECOMMENDATIONS

5.0 INTRODUCTION

The study was done among 100 married women of reproductive age (15-49 years) in Kitwe town council, Ntungamo district. Only married women with at least one child were chosen. This inclusion was considered because it is presumed that once married, the primary aim is to have children so if a woman had no child in marriage they would not even consider utilizing family planning. Married women were chosen because they are the people in stable relationships and are therefore in position to have frequent sexual encounters, thus putting them at a higher risk of unwanted pregnancies which may end up in unsafe abortions and other maternal related complications. Hence need utilization of family planning services.

5.1 DISCUSSION OF THE STUDY FINDINGS

5.1.1 Demographic data

Women enrolled were in the age range of 15-49 years. This age range was chosen simply because it is the reproductive age group for Uganda and therefore the people expected to be found married. This means that women within this age range are prone to getting unwanted pregnancies and are very much in need of utilizing family planning services.

Most, 26% of the respondents were in the age range of 25-29 years. This may have been due to the fact most of these women in the age bracket had just finished school and were newly married, so had not yet got any other work to do outside home. Therefore, these women were the majority found home during data collection.

Respondents in the age bracket of 15-19 years were the minority. This may be due to the fact that most women in this age group are usually still school going students and are therefore likely not to be found married.

All women belonged to a particular religion. From the study findings, majority of the respondents were Protestants (42%). It was followed by Catholics with 34%, Moslems (16%) and 8% representing respondents from other religions. Other religions included Seventh Day Adventists and Bishaka.

The majority of the participants in the study were Banyankole (72%). This was because the study was carried out in Ankole region where the Banyankole tribe is dominating. Bakiga followed with 12%, Baganda 9%, and least were from other tribes 7%. Other tribe included, batooro, basoga, banyoro and bafumbira.

Most, 75% of the respondents were housewives. This means that they are not working class women. They stay at home to look after their children and husbands. Thus their husbands basically provide them with everything that they need. These women have less control over their reproductive health decisions and are more likely not to utilize family planning if their partners do not agree with it.

Business women were represent by 3%. This means that these women are working class and earn their own money. They don't rely on their husbands for everything. These women are therefore assumed to have greater control over house hold decisions including decisions to do with reproductive health services like decisions to utilize family planning services. They are therefore, more likely to use family planning services than the housewives who do not work. This in agreement with a study done by Hiale mariam et al, (2006), who reported that working women

(compared to housewives), particularly those who earn cash incomes are assumed to have greater control over house hold decisions and increased awareness of the world outside home. Consequently, they have more control over reproductive decisions.

Peasants were 15%. This means that these are subsistence farmers who grow food for home consumption and the surplus for sale. This means that these mothers have little income for their basic needs. These may find it hard to get transport to go to the health facilities to get family planning services if a lot of transport money is required. Thus low utilization of the services.

Majority 58% of the respondents had attained primary level of education. This may be attributed to the fact that Ugandan government provides free Universal Primary Education hence a high number can attain primary level of education. It was also noted that 88% of respondents had attained some level of education. This means that they were literate. Women who are literate are expected to utilize family planning services more than their counterparts who are not literate. Therefore it was expected that majority of women in this study population would be found utilizing family planning services. This is in agreement with Okech, Wawire, and Mburu, (2011); Saleem and Martin, (2005) who said that women who are literate are more likely to use contraceptives than their illiterate counterparts.

5.1.2 Knowledge on Family Planning Services among Married Women in Kitwe Town Council, Ntungamo District.

From the study findings, 98% of the respondents had heard about family planning. This means that they were aware that this service exists and could easily decide to utilize it or not. This was attributed to the fact that most of them were literate and could easily perceive information about family planning on any media in any form that it was broadcasted. However, 2% of the respondents had never had about family planning. This means that they have no idea about what it is, therefore can never think of utilizing it. Hence hindering utilization of family planning services.

When asked where they got information about family planning services, of the 98 participants, 42.9% revealed that they had accessed information about family planning Services from health workers. This may have because all these women had delivered before and may have attended antenatal care and delivery services, where family planning services are usually incorporated. This finding concurs with the finding Vong, (2007) who reported of Health centers (operated by health workers) were the most cited sources of information. It was also noted that others got information from radios, television, newspapers, friends and relatives. This finding is similar to a study done by USAID (2005) in Ethiopia where by radios, television, friends and relatives were also cited as sources of information about family planning.

The study found out that the most common method of family planning known by respondents was pills 93.9%, followed by injectables 91.8%, condoms 89.8% and intrauterine device 40.8%. These were the most known methods. This finding is in

agreement with the finding of USAID, (2005) and Vong, (2007) who reported that the most popular methods known by respondents were the pill and injectable contraceptives and that the condom was the third most popular method cited by respondents, followed by the intra uterine device (IUD).

The least known methods included the implants (32.7%), and others (11.2%). Others included female sterilization and withdraw methods. This implied that respondents were aware of a wide range of contraceptives from which to choose their choice in case they wanted to utilize family planning. This know was attributed their literacy level.

When asked about the benefits of family planning, 98% were aware that family planning prevents unwanted pregnancy and 93.9% controls family size. This represented a high level of knowledge among women about the benefits of family planning and therefore were expected to be utilizing it because of that knowledge had.

5.1.3 Social factors Influencing Utilization of Family Planning Services among Married Women in Kitwe Town Council, Ntungamo District.

All respondents had a religion they were affiliated to. From the study findings, majority (84.7%) of the respondents revealed that their religions don't allow them to utilize family planning. Religious affiliation affects contraceptive usage among women. This implies that if these women are strongly affiliated to their religions they may not attempt to use family planning thus the low utilization. This finding concurs with that of Yeatman and Trinitapoli, (2008) who stated that religious

affiliation also affects contraceptive usage among women. Some religions teach that the principal purpose of a sexual relation within marriage is procreation and that use of contraceptive is violating God's law of procreation. However, 15.3% said that their religions allowed them to use family planning.

Various myths people in the community had about family planning were mentioned by women. Most (54%) reported that people believe that family planning makes women barren/infertile, 29% said that family planning makes women develop masses in the abdomen, 13% said that children born later after using can have deformities and 4% said that family planning causes cancer. This implies that there were misconceptions/misinformation about family planning which clearly indicates a knowledge gap. Therefore these myths would affect family planning utilization because all those myths that are mentioned above are very dangerous to the health of women, children and families if they are to happen. Various studies also revealed that contraception causes cancer (Ankomah, Anyanti and Oladosu, 2011). In addition, large body of qualitative research suggests similar myths about contraceptives are prevalent throughout sub-Saharan Africa and elsewhere, usually related to long term effects on fertility (Chipeta, Chimwaza and Kalilani-Phiri, 2010). Prior research at Gombe Hospital in Uganda, found patients commonly believe that hormonal pills accumulate in the body, lead to "deformed children" and cause cancer (Kiene and Lule, 2008).

It was revealed that only 40.8% of respondents were using family planning. 59.2% were not using family planning. When asked the reasons as to why they were not using family planning, 45% said that they wanted more children. This could due to

the fact that their last born had grown and felt they need to give birth to more children so as to reach their desired family size.

31% said that their husbands refused or stopped them from using family planning. In traditional societies, husbands are the primary decision makers on issues related to reproductive health matters including those concerned with family planning. If the husband doesn't approve of the woman using family planning, the woman may not use because if forcefully done it may bring about family conflicts. Thus husband's approval about family planning use influences its utilization. According to Nwankwo and Ogueri (2006), the decision making process regarding utilization of family planning services, is influenced by the decision maker (husband) in the family. A woman may not use or even not want to use contraceptives because of disapproval of the husband.

Out of the 40 women who were using family planning, it was noted that 13.5 were using it without the approval of their husband. These may have been working class women who may have had greater control over their household decisions. In a study done by Hialema et al, (2006), it was noted that working women, particularly those who earn cash incomes are assumed to have greater control over household decisions. Consequently, they have more control over reproductive decisions including those concerning family planning utilization. However, 67.5% had been allowed by their husbands to use family planning.

7% of women said that they were not using family planning methods because, they had gone to the health facility but the method they wanted was not available. This implies that there were contraceptive stock outs of the methods these women wanted at that particular time. This implies that these women were made to hold on using family planning until these methods would be stocked. Thus putting them at risk of unwanted pregnancies and also lowering the percentage of women utilizing family planning. According Ketende, Gupta and Bessinger, (2003); Ross et al., (2001) cases of contraceptive stock- out and limited choice in the methods are commonly reported especially in rural areas.

According to 3% of women in the study, the health facility being far from their place of residence was a barrier stopping them from accessing family planning services. This could be due to the fact that these women did not have the time to move this long distance or they did not have money for transport along the long distance. With limited health services available in many settings, especially in rural areas, proximity to the health facility is a major barrier to women accessing family planning services said Okech, Wawire, and Mburu, (2011). In addition Parkhurst, Rahman and Ssengooba, (2006) reported that poverty is also manifested in different forms of financial barriers for individuals in accessing family planning services; including the cost of transport.

Injectables were the most used family planning methods by respondents with 57% of them using them. This may have been due to the fact that the family planning method is easy to use as it requires only receiving an injection once in three months

compared to the pills that are required to be taken very day. Others methods used by respondents included, pills 20.5%, condoms 2.5%, implants 7.5% and intrauterine device 12.5%.

5.1.4 Health facility factors Influencing Utilization of Family Planning Services

among Married Women in Kitwe Town Council, Ntungamo District. Most respondents (65%) revealed that family planning methods are always available at the health facility. While 35% said that these methods are not always available. This implies that the centers attended to by women usually have contraceptive stock outs hence predispose the women to unwanted pregnancy. Also a woman who has found the preferred choice of family planning out of stock may not easily find time to come back to the health center in time to get the method once its available hence influencing the utilization of family planning. This finding is similar to that Ketende, Gupta and Bessinger, (2003); Ross et al., (2001) who reported that cases of contraceptive stock- out and limited choice in the methods are commonly reported especially in rural areas.

Most of the respondents, 70% reported that health workers were friendly while offering family planning services. While 30% said that the health workers were rude to them. This implied that these health workers had a negative attitudes towards the clients. This attitude could draw away clients from receiving family planning services as they may not want again to meet such characters. Thus affecting family planning utilization. Some of the barriers to accessing family planning services documented Mbonye, (2003), were the negative attitudes of service providers.

Majority (52%) reported that they take 1½- 2hours and 13% take more than 2hours waiting to receive services at the health facility. This is too much time to be spent at the health facility waiting for a service. Although most of the respondents were housewives, they have a lot of work at their homes and so may not be patient enough waiting for the services for that long. Therefore they may always postpone going to the health facility to get family planning services until they get enough time to cater for the waiting time at the health facility. Thus influencing family planning utilization. Jitta et al (2008) found out that service factors that may also hinder family planning service utilization include; long waiting times at the health facility.

Most (72.5%) respondents said that they were satisfied with the family planning services offered at the health facility. While 27.5%, were not satisfied with the services. This could have been attributed to the fact that the family planning methods are usually not available, rude attitude of health services providers and the long waiting hours at the health facility. This implies that to them, the quality of care was not good. These clients are more likely not to go back to the health facility to get family planning services and also may influence other women in the community not to go there basing on their experiences. This is agreement with a study done by Williamson et al, (2009), who reported that dissatisfied clients are more likely to share negative experiences with others and are less likely to return or continue use of family planning services.

5.2 CONCLUSION

Women enrolled were married and in the age range of 15-49 years. The majority (72%) of the participants in the study were Banyankole and 75% of the respondents were housewives. It was also noted that 88% of respondents were literate.

From the study findings, 98% of the respondents had heard about family planning and 42.9% had accessed information about family planning Services from health workers. This represented a high level of knowledge among women about the benefits of family planning and therefore was expected influence its utilization.

All respondents had a religion they were affiliated to. From the study findings, majority (84.7%) of the respondents revealed that their religions don't allow them to utilize family planning.

Various myths people in the community had about family planning included, it makes women barren/infertile, develop masses in the abdomen, children born later after using can have deformities and that it causes cancer.

It was revealed that 59.2% were not using family planning. When asked the reasons as to why they were not using family planning, 45% said that they wanted more children and 31% said that their husbands refused or stopped them from using family planning. Out of the 40 women who were using family planning, it was noted that 13.5 were using it without the approval of their husband. In addition 7% of respondents said that the method they wanted was not available at the health facility and 3% said the health facility was far from their place of residence.

Some respondents, 35% said that these methods are not always available meaning that the centers attended to by women usually have contraceptive stock outs.

From the study findings, 30% of respondents reported negative attitudes of health workers towards the clients accessing family planning services.

65% of respondents spend too much time at the health facility waiting for a family planning services.

Most (72.5%) respondents said that they were satisfied with the family planning services offered at the health facility. While 27.5%, were not satisfied with the services which implied that the quality of care was not good.

Therefore from the findings, factors that influenced utilization of family planning services included; knowledge of women about family planning, social factors such as religion, myths people have about family planning and husband's approval. Health facility factors influencing family planning utilization included, distance of the place of residence from the health facility, availability of the contraceptives, negative attitudes of health workers and long waiting hours at the health facility.

5.3 RECOMMENDATIONS

Health service providers should be encouraged to improve on their attitude towards women when offering family planning services.

Ministry of health should ensure that they increase the number of health workers providing family planning services so as to prevent women wanting family planning services from waiting for long at the health facility.

People in charge of ordering for family planning methods at the health facilities should ensure that proper estimation of the methods needed in a particular period are made such that stock outs are avoided.

The ministry of health should ensure that proper sensitization of the community is done so as to ensure that myths regarding family planning are cleared or corrected.

5.4 IMPLICATIONS TO NURSING PRACTICE

The study will reveal the hidden factors that lead to women not utilizing family planning services. By identifying these factors, the gaps between the present performance and the desired performance in nursing practice can be bridged to improve the utilization of family planning services.

The findings in this study will be used by nurses and other health workers to improve on their attitudes when handling clients accessing family planning services.

The study findings will be used by other nursing researchers who will be interested in the same field of study.

The findings of this study will be used by health tutors in nursing training institutions to improve on nursing curriculums.

REFERENCES

- Ankomah, A., Anyanti, J., and Oladosu, M. (2011). Myths, Misinformation and Communication about Family planning And Contraceptive Use in Nigeria. *Open Access Journal of Contraception* 2011(2), 95-105.
- Audu, B., Yahya, S., Geidama, A, Abdu Salam H, Takai I and Kyari O (2008). Polygamy and the Use of Contraceptives. *International Journal of Obstetrics and Gynecology*; 101(1):88-92.
- Black, A., Yang Q, Wen S. W., Lalonde A. B., Guilbert E and Fisher W (2009). Contraceptive Use among Canadian Women of Reproductive Age: Results of a National Survey. *Women's Health*; 627-640.
- Blanc, A. K. (2001). The Effect of Power in Sexual Relationships on Sexual and Reproductive Health: An Examination of the Evidence. *Studies in Family Planning*, 32(3), 189-213.
- Chipeta, E. K., Chimwaza, W., and Kalilani-Phiri, L. (2010). Contraceptive Knowledge, Beliefs and Attitudes in Rural Malawi: Misinformation, Misbeliefs and Misperceptions. *Malawi Medical Journal*, 22(2), 38-41.
- Duong, D. V., Lee, A. H., & Binns, C. W. (2005). Contraceptive within Six Month Postpartum in Rural Vietnam: Implications of Family Planning and Maternity Services. *The European Journal of Contraception and Reproductive Health Care*, 10(2), 111-118.

- Flaherty, A., Kipp, W., & Mehangye, I. (2005). 'We Want Someone with a Face of Welcome': Ugandan Adolescents articulate their Family Planning needs and Priorities. *Tropical Doctor*, 35(1), 4-7.
- Gribble, J. N. (2012). Fact Sheet: Unmet Need for Family Planning. Washington DC: Population Reference Bureau.
- Guttmacher Institute. (2009). Benefits of Meeting the Contraceptive Needs of Ugandan Women (In Brief, 2009 Series, No. 4). New York, Washington DC; Guttmacher Institute and Economic Policy Research Centre.
- Guttmacher Institute. (2010). Sub-Saharan Africa: facts on investing in family planning and maternal and newborn health. New York: Guttmacher Institute & UNFPA.
- Gyimah S. O., Takyi B, Tenkorang E. Y. (2008). Denomination Affiliation and Fertility Behavior in an African Context: An Examination of Couple Data from Ghana. *Journal of Biosocial Science*; 40: 445-458.
- Hiale mariam A., Berhanu B. and Hogan D. P. (2006). Household Organization Women's Autonomy and Contraceptive Behavior in Southern Ethiopia. *Studies in Family Planning*; 30(34): 302-314.
- Jitta, J., J. Arube-Wani and H. Muiyinda (2008). "Study of Client Satisfaction with Health Services in Uganda. Ministry of Health, Uganda"

- Ketende, C., Gupta, N., & Bessinger, R. (2003). Facility-Level Reproductive Health Interventions and Contraceptive Use in Uganda. *International Family Perspectives*, 29(3), 130-137.
- Kibuuka, H., Guwatudde, D., Kimutai, R., Maganga, L., Maboko, L., Watyema, C., Robb, M. (2009). Contraceptive Use in Women Enrolled in Preventive HIV Vaccine Trials: Experience from a Phase I/II Trial in East Africa, 4(4).
- Kiene, S. M. & Lule, H. (2008). Qualitative research on family planning perceptions among women in rural Uganda. Unpublished manuscript.
- Kiene, S. M., Sileo, K., Wanyenze, R. K., Lule, H., Bateganya, M. H., Jasperse, J., Jayaratne, K. (2013). Barriers to access and acceptability of provider- initiated HIV testing and counseling and adopting HIV prevention behaviors in rural Uganda: a qualitative study. *The journal of health psychology*.
- Mbonye, A. K. (2003). "Delivering Family Planning Messages through Prenatal Care Clinics in Kumi District, Uganda" *The International Electronic Journal of Health Education* 6:34-40.
- Mustafa, R. and Afreen U. H. (2008). Contraceptive Knowledge, Attitude and Practice among Rural Women *J Coll Physicians Surg Pak* 18: 542-545.
- Nangendo, S. M. (2012) Knowledge and Use of Family Planning methods and Services in West Yimbo Division, Bondo District, Western Kenya. *African Study Monographs*, 33(4), 233-251.

- Nwankwo B. O. And Ongueri E (2006). Influence of Husband's Decision on the Use of Modern Contraceptives among Rural and Urban Married Women in Imo State, Nigeria. *International Journal of Tropical Medicine*; 1(40): 140-144.
- Okech, T. C., Wawire, N. W., & Mburu, T. K. (2011). Contraceptive Use among Women of Reproductive Age in Kenya's City Slums. *International Journal of Business and Social Science*, 2(1):22-43.
- Parker, R.G., Easton, D., & Klein, C. H. (2000). Structural Barriers and Facilitators in HIV Prevention: A Review of International Research. *AIDS*, 14: 22-32.
- Parkhurst, J. O., Rahman, S.A., & Ssengooba, F. (2006). Overcoming Access Barriers for Facility Based Delivery in Low Income Settings: Insights from Bangladesh and Uganda. *Journal of Health, Population and Nutrition*, 24(4): 438-445.
- Poston, L. (2005). Islam in C. Manning & P. Zuckerman (Eds.), *Sex and Religion* (Pp. 181-197). Toronto: Thomson Wadsworth.
- Ross, J., Hardee, K., Mumford, E., & Eid, S. (2001). Contraceptive method choice in developing countries. *International family planning perspectives*, 28(1), 32-40.
- Rutstein S. O. (2011). Trends in Birth Spacing. DHS Comparative Reports No. 28. Calverton, Maryland, Usa : Icf Macro.
- Saleem S. and Martin B (2005). Women's Autonomy, Education and Contraception Use in Pakistan: A National Study. *Reproductive Health*. 1-8.

- Singh, S., Moore, A. M., Bankole, A., Mirembe, F., Wulf, D., & Prada, E. (2006). Unintended Pregnancy and Induced Abortion in Uganda. Causes and Consequences. New York: Guttmacher Institute.
- Uganda Bureau of Statistics (UBOS), & IFC International Inc. (2012). Uganda Demographic Survey 2011. Kampala Uganda: UBOS and Calverton, Maryland: Macro International Inc.
- UDHS (2006). Uganda Demographic and Health Survey.
- United Nations (2011). The millennium development goals report.
- UNICEF (2012). Uganda fast facts.
- UNPD (2005). World population prospects: the 2004 revision. New York: United Nations.
- UNFPA (2011). "The state of the world population report, 2011"
- USAID (2005). Knowledge, Attitudes and Practices in Family Planning, Results of a September 2004 Survey In Amhara, Oromia, SNNPR and Tigray Regions of Ethiopia. Page 10-16.
- Vong S, (2007). Knowledge Attitude and Practices in Family Planning Among Married Women in Banteay Meanchey , Cambodia, Ritsumeikan Asia Pacific University.
- Williamson, l., parkes, a., wight, d., petticrew, m., & hart, g. (2009). Limits to modern contraceptive use among young women in developing countries: a systematic review of qualitative research. Reproductive health, 6(1), 3.

WHO (2013). Family planning fact sheet

Yeatman S., E. and Trinitapoli, J. (2008). The Relationship between Religion and Family Planning in Rural Malawi. *Demographic Research*: 19(55): 1851-1882.

APPENDIX I: CONSENT FORM

By signing this document, I am giving consent to be interviewed by the researcher.

I understand that I will be part of the research study that is looking into **Factors Influencing Utilization of Family Planning Services among Married Women (15-49 Years) In Kitwe Town Council, Ntungamo District.**

I am informed that the participation is entirely voluntarily and that am free to withdraw at any time from the study without any penalty.

The information from this study will be kept strictly confidential and my identity will not be disclosed or published anywhere even in the final report.

I also understand that results can be given to me if I ask for them and that the researcher is the person to contact if I have questions about my rights as a participant on this contact 0777131688.

I therefore voluntarily accept to participate in the study.

Signature: ----- Date: -----

(Respondent)

Researcher's Name: -----

Signature: ----- Date: -----

APPENDIX II: QUESTIONNAIRE

Section A: demographic characteristics

1. Age

- | | |
|----------------|----------------|
| a) 15-19 years | e) 35-39 years |
| b) 20-24 years | f) 40-44 years |
| c) 25-29 years | g) 45-49 years |
| d) 30-34 years | |

2. Religion of respondents

- | | |
|----------------|-------------------|
| a) Protestants | c) Muslims |
| b) Catholics | d) Others specify |

3. Tribe of the respondents

- | | |
|---------------|-----------|
| a) Banyankole | c) Bakiga |
| b) Baganda | d) Others |

4. Occupation of respondents

- | | |
|---------------|-------------------|
| a) House wife | d) Business woman |
| b) Peasants | e) Others |
| c) Teachers | |

5. Education level of respondents

- | | |
|------------------------|------------------------|
| a) No formal education | c) Secondary education |
| b) Primary education | d) Tertiary education |

**Section B: Knowledge of Family Planning Services among Married Women
(15-49 Years) in Kitwe Town Council, Ntungamo District.**

6. Have you ever had about family planning?

a) Yes

b) No (if no stop)

7. If yes where did you hear it?

a) Radio

d) Newspaper

b) Health worker

e) Friends

c) Television

f) Relatives

8. What family planning methods do you know?

a) Pills

d) Injectables

b) Condoms

e) Implants

c) Intra uterine device

f) Others specify

9. What benefits of contraceptives do you know?

a) Delayed pregnancy

b) Controls family size

c) Prevents unwanted pregnancy

d) Others specify

**Section C: Social Factors Influencing Utilization of Family Planning Services
among Married Women (15-49 Years) in Kitwe Town Council, Ntungamo
District.**

10. Does your religion allow you to use any family planning method?

a) Yes

b) No

11. What myths do people in your community have about family planning?

.....

.....

12. Are you using family planning method?

a) Yes

b) No

If no why? (then stop)

If yes which methods are you using? (then answer the rest of the questions)

.....

13. Does your husband allow you to use family planning?

a) Yes

b) No

Section D: Health Facility Factors Influencing Utilization of family planning Services among Married Women (15-49 Years) In Kitwe Town Council, Ntungamo District.

14. Are family planning services always available at the health facility?

a) Yes

b) No

15. How would you rate the attitude of health workers at the health facility?

a) Friendly

b) Rude

16. How long do you take waiting to receive family planning services at the health facility?

a) Less than 30 minutes

c) 1.30 hours – 2 hours

b) 30 minutes -1 hour

d) More than 2 hours

17. Are you satisfied with the services offered at the health facility?

a) Yes

b) No

APPENDIX III: INTRODUCTORY AND APPROVAL LETTER



School of Nursing Sciences,
P.O.BOX 71 Bushenyi, Ishaka
Tel: +256 (0) 701 975572
E-mail: akabanyoro@gmail.com
Website: <http://www.kiu.ac.ug>

Office of the Dean - School of Nursing Sciences

TO WHOM IT MAY CONCERN

Dear Sir/Madam

RE: ARIHO ROBERT - DNS/E/3526/153/DU

The above mentioned is a student of Kampala International University – School of Nursing Sciences undertaking Diploma in Nursing Science and he is in his final academic year.

He is recommended to carry out his data collection as a partial fulfillment for the award of the Diploma in Nursing Science.

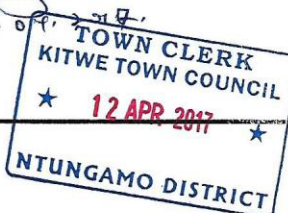
His topic is **FACTORS INFLUENCING UTILIZATION OF FAMILY PLANNING SERVICES AMONG MARRIED WOMEN (15 – 49 YEARS) IN KITWE TOWN COUNCIL, NTUNGAMO DISTRICT.**

Any assistance rendered to him will be highly appreciated.

Thank you in advance for the positive response.


Nabalisa Sarah
RESEARCH COORDINATOR

The bearer is allowed to do his research in the Kitwe Central Cell, Central Ward.

12.04.2017


"Exploring the Heights"

[illegible]