

**ALCOHOLISM AND DISCIPLINE OF THE YOUTH IN LIRA DISTRICT.  
THE CASE STUDY OF LIRA MUNICIPALITY**

**BY  
OYUKU JIMMY**

**A RESEARCH REPORT SUBMITTED TO THE FACULTY OF SOCIAL SCIENCES  
AS A PARTIAL FULFILLMENT FOR THE AWARD OF A BACHELORS  
DEGREE IN PUBLIC ADMINISTRATION AND MANAGEMENT  
OF KAMPALA INTERNATIONAL  
UNIVERSITY**

**SEPTEMBER 2014**

### DECLARATION

I, **Oyuku Jimmy** declare that, this is my original work and has never been presented to any University or institution of higher learning for any academic award.


Signature.....

Date.....3rd - SEPT - 2014

## APPROVAL

This piece of work entitled alcoholism and discipline of the youth in lira Municipality has been completed under my supervision and approval as a supervisor and is ready for submission for academic award of a degree of public administration and management.


Signature.....



**MR. MIKE ODONGO**

**SUPERVISOR**

Date.....



## **DEDICATION**

This research report is dedicated to my beloved father the late Mzee Gideon Oyuku and my Mum Mrs. Judith Achiro Ogenyi for their love and support in providing education to all their children. I further want to extend the same dedication to my wife Mrs. Molly Grace Oyuku for being a good wife and a mother.



## **ACKNOWLEDGEMENT**

"Finally the journey has come to end", may I appreciate the love of the Almighty God for His gracious gift of life and protection. In the same vein I want to acknowledge the contributions of all my lecturers of KIU Lira Study Centre especially Mr. Mike Odongo, Sabiti David, Titus George and others for their support and tireless effort in making may what I am today.

I also wish to pay tribute to all my KIU friends and Class mates for the encouragement love and support during this long study, may the Almighty bless you. My appreciation goes to the Chairman Board of Trustees KIU who sponsored my education at this level. I must not forget to appreciate my better half Mrs. Molly Grace Oyuku whose patience, love and support gave me hope to complete this course. Lastly I give honor to my Commander RPC Lake Kyoga region Mr. Agaaba Alison for allowing me study.

## TABLE OF CONTENTS

<b>DECLARATION.....</b>	<b>i</b>
<b>APPROVAL.....</b>	<b>ii</b>
<b>DEDICATION.....</b>	<b>iii</b>
<b>ACKNOWLEDGEMENT.....</b>	<b>iv</b>
<b>TABLE OF CONTENTS.....</b>	<b>v</b>
<b>LIST OF TABLES.....</b>	<b>viii</b>
<b>ABSTRACT.....</b>	<b>ix</b>

<b>CHAPTER ONE: INTRODUCTION .....</b>	<b>1</b>
1.0 Introduction .....	1
1.1 Background to the Study.....	1
1.2 Statement of the Problem .....	2
1.3 Purpose of the Study .....	2
1.4 Objectives .....	3
1.5 Research Questions .....	3
1.6 Scope of the Study .....	3
1.6.1 The Content Scope .....	3
1.6.2 The Time Scope.....	4
1.7 Significance.....	4
1.8 Conceptual Frame work Showing the Relationship Between Alcoholism and Discipline of the Youth.....	5

<b>CHAPTER TWO: LITERATURE REVIEW.....</b>	<b>6</b>
2.0. Introduction .....	6
2.1 Conceptual Review .....	6
2.2. Actual Review of Related Literature .....	7
2.2.1 Alcohol Abuse and Discipline .....	7
2.2.2 Drug Taking and Discipline of the Youth.....	8

2.2.3 Drunkardness and Discipline of the Youth .....	9
2.2.4 Clubbing And Discipline of the Youth.....	10
2.2.5 Government Policy and Discipline of the Youth .....	12

### **CHAPTER THREE: METHODOLOGY ..... 14**

3.0. Introduction .....	14
3.1 Research Design.....	14
3.2 Study Population .....	14
3.3 Sampling.....	15
3.4 Data Collection .....	16
3.5 Data Collection Instruments .....	17
3.6 Procedure For Data Collection .....	18
3.7 Data Analysis .....	18
3.8 Reliability and Validity .....	18
3.9 Ethical Consideration .....	18

### **CHAPTER FOUR: DATA PRESENTATION ANALYSIS AND INTERPRETATION.. 19**

4.0 Introduction. ....	19
4.1 Bio Data.....	19
4.2 Drunkardness and Discipline of the Youth .....	21
4.3 Effects of Clubbing on the Discipline of the Youth .....	24
4.4 Government Policy Affects the Discipline of the Youth.....	26

### **CHAPTER FIVE: SUMMARY, CONCLUSIONS AND RECOMMENDATIONS ..... 30**

5.0 Introduction .....	30
5.1 Summary .....	30
5.2 Drunkardness and Discipline of the Youth .....	30
5.3 Effects of Clubbing on the Discipline of the Youth .....	31
5.4 Government Policy Affects the Discipline of the Youth.....	31
5.5 Conclusions .....	32

5.6 Recommendations ..... 32

5.7 Areas for Further Study..... 34

**REFERENCES ..... 35**

**APPENDIX: APPENDIX I: QUESTIONNAIRE..... 37**

**APPENDIX II: PROPOSED BUDGET ..... 39**

**APPENDIX III: WORK PLAN..... 40**

## LIST OF TABLES

Table 1: Showing the sample selection .....	14
Table 2: Showing sampling techniques .....	15
Table 3: Age .....	19
Table 4: Sex .....	19
Table 5: Marital status .....	20
Table 6: Respondents level of education .....	20
Table 7: Religion .....	21
Table 8: A table showing responses on alcoholism. ....	21
Table 9: A table showing responses on alcohol dependence.....	22
Table 10: A table showing responses on alcohol impairs memory by inhibiting the transfer and consideration of information in long term memory.....	22
Table 11: A table showing responses on, alcohol reduces our ability to remember information that we learnt prior to going out for friends.....	23
Table 12: A table showing responses on, too much alcohol taking leads to madness ..	23
Table 13: A table showing responses on, Clubbing .....	24
Table 14: A table showing responses on, Clubbing .....	24
Table 15: A table showing responses on Clubbing influences many youth to become prostitutes .....	25
Table 16: A table showing responses on clubbing has made the youth escape from home and disrespecting their parents .....	25
Table 17: A table showing responses on, youths who go to club end up becoming irresponsible adults. ....	26
Table 18: A table showing responses on the government policy on corporal punishments is a cause of indiscipline of the youth in schools .....	26
Table 19: A table showing responses on government has been reluctant in punishing those who sell alcohol to those under 18 years of age .....	27
Table 20: A table showing responses on corruption has made government officials not to support prohibition of the youth from clubbing.....	27
Table 21: A table showing responses on reluctance of school authorities to implement school rules and regulations leads to indiscipline of students.....	28
Table 22: A table showing responses on the policy of UPE and USE of automatic passing is a basis of students' indiscipline at school .....	28



## **ABSTRACT**

The purpose of this study was to examine the effect of alcoholism on the discipline of the youth in Lira Municipality. The study was guided by the following objectives which were; To examine the effect of drug taking on the discipline of the youth in Lira Municipality, to assess the extent to which drunkardness affect the discipline of the youth in Lira Municipality, to examine the effects of clubbing on the discipline of the youth in Lira Municipality, to assess the extent to which government policy affect the discipline of the youth in Lira Municipality. The study was conducted from 3 divisions which are; Ojwina, Central and Adyel. A sample of 112 respondents was chosen to take part in this study. Data was collected coded and analyzed using statistical tools. Findings indicated that majority of the respondents agreed that alcoholism in a family leads to familial dysfunctional. It also indicated that most of the respondents agreed that clubbing has become an indispensable element of life for most people in the contemporary world.

## **CHAPTER ONE**

### **INTRODUCTION**

#### **1.0 Introduction**

This chapter presents the background of the study, statement of the problem, purpose of the study, objectives of the study, research questions, scope of the study, significance of the study, operational definition of terms and conceptual frame work.

#### **1.1 Background to the study**

In the United States, constitutional amendment banning alcohol beverages went into effect in 1920, but millions of Americans defied the prohibition law, the government estimated that in addition of large quantities smuggled in from abroad. Billions of alcoholic beverages were being produced in the country each year. (The World Book Encyclopedia 1994). Alcohol is the most widely used recreational drug in our society. It is also most popular college campuses cohere approximately 84%of students consume alcoholic beverages.

The consumption of beverages containing alcohol has been practiced in all parts of the world for thousands of years. The world book encyclopedia 1994 vol. 18), traces that the alcohol beverages were fermented. Scenes showing fermentation appear on pottery made in Mesopotamia as early as 4200BC. Brandy is probably the oldest distilled beverage. It was made as early as 100AD. By the 1400's, whisky was being distilled in Ireland and Scotland, gin was first made by Flemish Dutch in the 1600's.

In Senegal and Nigeria especially in capitals, about 1/3 of college students are classified as heavy drinkers meaning that they consume large amounts of alcohol per drinking occasion. (Wayne Welten; 1992).

In Uganda throughout history, there have been attempts to prohibit or limit the drinking of alcohol beverages but in some areas like those occupied by Batwa and Buhweju

regions alcohol brewing is the major economic activity which has precipitated heavy drinking among all people in the area

In Lira there has been prohibition of alcohol consumption especially beyond the normal hours 12:00 am all the authorities forbid the consumption of alcohol though it seems like a source of support to some people's socio-economic welfare. But this has met with resistance because still continue to take. People enjoy their solidarity through beer brewing and drinking. Peers spend hours or days drinking freely, In inyankole the act of going to drink this free beer is called "Okuvumba". (John, M 2008). Whenever beer would be finished in a home, it would be ready in another home.

### **1.2 Statement of the Problem**

Lira, like other districts in Uganda is being faced with problems amongst which are poor academic performance, which is believed to have been caused indiscipline as a result of many factors including drinking, smoking and others. This problem however has affected the entire community of lango region as witnessed in poor academic performance. As a result, many have dropped out of schools; others have joined the street, others involved in prostitution and others. The government has attempted to address this problem by introducing free education so as to delay their time in schools, sensitization, and counseling to make them live a meaningful life. The civil society organizations have also turned up to provide support, income generating activities. Despite all the above solution the problem still persists, that is why the researcher examines the effect of discipline on academic performance of the youths in Lira municipality.

### **1.3 Purpose of the Study**

The purpose of this study was to examine the effect of alcoholism on the discipline of the youth in Lira Municipality.



## **1.4 Objectives**

The study was guided by the following objectives.

- i) To examine the effect of drug taking on the discipline of the youth in Lira Municipality
- ii) To assess the extent to which drunkardness affect the discipline of the youth in Lira Municipality
- iii) To examine the effects of clubbing on the discipline of the youth in Lira Municipality.
- iv) To assess the extent to which government policy affects the discipline of the youth in Lira Municipality

## **1.5 Research Questions**

The research was guided by the following research questions;

- 1) What are the effects of drugs taking on the discipline of the youth in Lira Municipality?
- 2) To what extent does drunkardness affect the discipline of the youth in Lira municipality?
- 3) How does clubbing affect the discipline of the youth in Lira Municipality?
- 4) To what extent does the moderator effect of human rights affect the discipline of youth in Lira Municipality?

## **1.6 Scope of the study**

The geographical scope; The study was conducted in Lira Municipality, Lira district. Lira district is one of the long standing districts located in the northern part of Uganda. It has given birth to four other districts including Amolatar, Alebtong, Otuke and Dokolo district.

### **1.6.1 The content scope**

The study specifically examined the effect of alcoholism on the discipline of the youth in lira Municipality. It paid attention drug taking, smoking, drunkardness clubbing and the

moderator effect of human rights and how they affect the discipline of youths in the community.

### **1.6.2 The time scope**

The study covers the period from 2011 – 2014. The study was specifically chosen because it reflects the time with which lango sub region overwhelming supported the movement government through their vote, yet three years down the road, lira district still staggers in terms of development.

## **1.7 Significance**

The findings of the study would be of importance to a number of stake holders;

### **To the government**

The outcome of this study may provide guided information to the government about the behavior of youth and how best to address them in that light.

### **To policy makers**

The policy makers may find this study instrumental in providing appropriate policy action on the problems of the youths in lira and Uganda as a whole.

### **Local community**

These are direct beneficiaries of the project. The study may help the people to adequately identify and address the impact and problems of alcoholism and indiscipline.

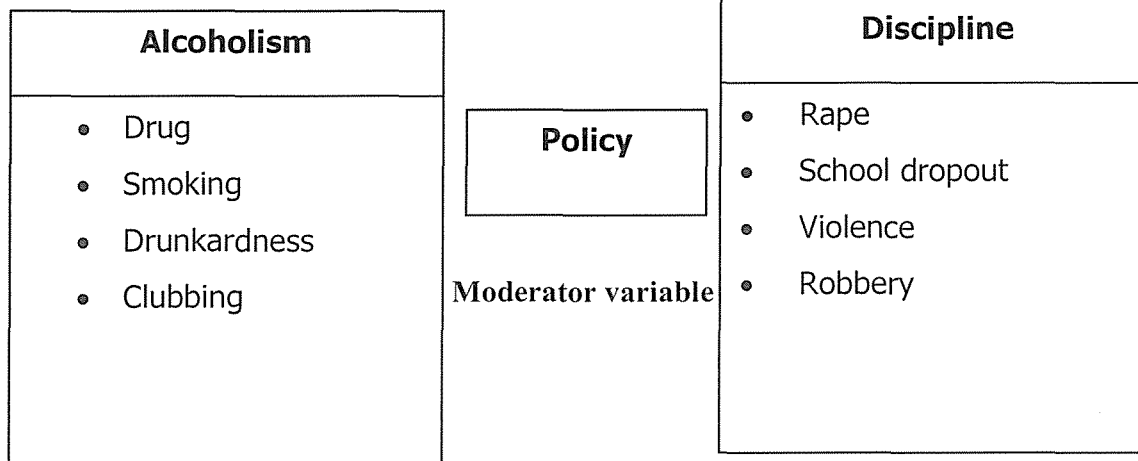
### **To future researchers**

Future researchers shall find this study important in benchmarking and also as a research gap- from which they can get research areas for future investigations

### 1.8 Conceptual frame work showing the relationship between alcoholism and discipline of the youth

#### Independent variable

#### Dependent Variable



In the conceptual frame work above, Alcoholism is conceived as independent variable. While discipline has dependent variable. The dimensions under Independent Variable are drugs, smoking, drunkardness and clubbing. Which are believed to affect discipline of the students in lira. Rape, School Dropout, Violence, and Robbery are dimensions under dependent variable which are concerned as the outcome of alcoholism. Policy is seen to have moderating effect on this relationship.

## **CHAPTER TWO**

### **LITERATURE REVIEW**

#### **2.0. Introduction**

This chapter presents a review of related literature which is done thematically as per study objectives. It consists of theoretical review, and actual review of the problem.

#### **2.1 Conceptual review**

Alcohol refers to a class of chemical products all of which consists of chemically bounded atoms of carbon, hydrogen and oxygen it is a commonly abused substance that contributes too many thousands of deaths each year. In the USA, alone, alcohol is responsible for over 17,000 deaths on the roads due to drinking (Dui or D.W.I) which is 41% of all USA road accidents. Kesster, et al, (1996) stated that alcohol abuse is one of the most serious problems that presently face Mbarara municipality. The life time prevalence rate for substances abuse disorder is estimated to be about 26.6%.

Throughout history, there have been attempts to prohibit or limit the drinking of alcohol beverages. Prohibition is normal in Islamic states where the religion forbids the consumption of alcohol. In many other countries however measures to limit alcohol use ranges from legal ban against drinking to heavy taxation on alcohol beverages. Most of these measures have little or no effect.

Chronic alcohol use can inhibit the production of both white blood cells which carry oxygen to all organs and tissues of the body. Alcohol may increase the risk of infection with human immunodeficiency virus (HIV) by altering the judgment of users so that the users are more likely to engage in activities. Alcohol impairs memory by inhibiting the transfer and consolidation of information in long term memory. So alcohol reduces our ability to remember information that we learnt prior to going out for drinks.

## **2.2. Actual review of related literature**

According to United Nations International Emergence (1987) for many years most people use drugs (illegal, legal or prescription) in moderation and for short lived effects, but some people depend too much on them and others abuse drugs at the cost of their own health many various definitions of drug abuse have been put forward.

### **2.2.1 Alcohol abuse and discipline**

According to Waters et al, (2006; 164) alcohol abuse is a chemical substance other than food, air or water that you put into your body to change the way your body or mind works. Some drugs are helpful and contribute towards one's good health but others are harmful and can cause serious danger to one's body or mind.

Ibid, (2006.173) alcohol abuse is "really the misuse of alcohol that can cause damage and lead to serious health risks for an individual". Wade and Touns (2005:61) alcohol abuse is defined as "a maladaptive pattern of substances used leading to chemically significant impairment or distress".

According to the study on American's schools and alcohol abuse (2002), reported that the cost associated with drugs, alcohol and tobacco abuse add 10% or 41 billion to already strained budgets of schools across the nation.

Cason et al, (1996), also stated that the life time prevalence for alcoholism is estimated to be about 13.8%. According to diagnostic statistical manual of mental disorders, fourth edition revised (Dsm-v-tr 2000). The pharmacological effects of alcohol abuse causes severe dependence, which is classified as psychiatric disorders. International drug concern, (1996) stated alcohol abuse is one of the most serious problems that presently face United States and the world at large. This life time prevalence rate for alcohol abuse disorder is estimated to be about 26.6%.

According to National narcotic intelligence committee (1994:70) social drugs approximately 0.4 billion is spent for alcohol, and 51.9 billion for tobacco products of which 95% comes from cigarette sales.

The other 5% accounts for marijuana and 2 billion or so spent on cigar, chewing tobacco, pipe tobacco and snuff tobacco, and 5.7 billion is spent on coffee, tea and cocoa.

According to substance abuse and mental Health services Administration (SAMHSA) (1995), Prescription drugs worldwide, and 480 billion is the amount people waste on purchasing drugs to stimulate their body functions. People purchase these drugs in the pharmaceuticals market (Morrow, 1999)

### **2.2.2 Drug taking and discipline of the youth**

According to National Institute on drug abuse (2003) heavy marijuana causes negative effects to smokers like learning abilities to students who use marijuana daily, they get lower grades and their general abstract thinking is impaired, it affects the users' ability to learn and remember for days or even weeks after abstinence from smoking.

According to Roosen z, (2003) workers who smoke Marijuana are more likely to experience increased absenteeism, hardness, accidents, worker's compensation claims and job turn over, some end up losing their careers and social life is greatly endangered.

Alcoholism in a family leads to familial dysfunctional, violence and financial insecurity. According to Dr Johns C, (2000) long term heavy drinking damages the lives, nervous system, heart and brain. It also leads to high blood pressure stomach problems and cancer.



International drug concern, (1996) stated drug abuse is one of the most serious problems that presently face united states and the world at large. This life time prevalence rate for substance abuse disorder is estimated to be about 26. 6%.

### **2.2.3 Drunkardness and discipline of the youth**

Alcoholism in a family leads to familial dysfunctional, violence and financial insecurity. According to Dr Johns C, (2000) long term heavy drinking damages the lives, nervous system, heart and brain. It also leads to high blood pressure stomach problems and cancer.

According to national school of mental illness (2003) someone with alcohol dependence may suffer serious withdrawals symptoms, such as trembling, delusions, hallucinations and sweating, if he or she stops drinking suddenly "cold turkey"

Studies indicate that alcohol consumption is related to poor academic performance (Durkin, Wolf and Clirk, 1999). Substance abuse affects overall student relation rates directly through accidents; alcohol related problems and misconduct and indirectly through reduced problematic academic performance.

Alcohol impairs memory by inhibiting the transfer and consolidation of information in long term memory. So alcohol reduces our ability to remember information that we learnt prior to going out for drinks. Perhaps, most importantly your attention span is shorter for periods up to 48 hour after drinking (Cashin. J.R, 1996)

Even in small doses, alcohol inhibits REM sleep when REM sleep is suppressed. We may feel tired when we wake up. In addition to cognitive impairment of alcohol and the recovery period i.e. hunger over wastes time that might be better spent studying or having fun (Lyeria. R, 1996)

There is little doubt that alcohol use has a damaging effect on academic performance in fact one national study shows that at 4 year institution, college students with an "A" average consume 3.3 drinks per week whereas students with "D" or "F" drinks per week. (Presley 1996)

Another national study conducted for year colleges and universities by Henry Wechsler of the Harvard school of public health found that since the beginning of the school year, nearly 1/3 of high risk drinkers had missed class and 21% had fallen behind in their school work because of their drinking.

According to 2002 national survey on alcohol abuse and health, 36% of teenagers with a "D" grade average reported that they used cigarettes, alcohol or illegal drugs in the past months used declined steadily with improved academic performance(Wechsler, 1996. The connection between poor academic performance and drug abuse probably involves a number of factors, says Mike Alle, supervisor of intake services at Hazel den center for youth and families in Ply-mouth. Among them are missed classes, however test scores and memory problems.

#### **2.2.4 Clubbing and discipline of the youth**

Clubbing has become an indispensable element of life for most people in the contemporary world, and children are not excluded. Because of the ubiquitous availability of internet access, in schools and libraries, children are increasingly becoming involved in this new technology and they try to put in practice what they see which led some youth to be on bad terms with the parents. ([http:// www. Hedcor. Co.za](http://www.Hedcor.Co.za) 03.05 2010)

Clinton, (2003), as of December 2003,23 million youth in the united states ages 6 to 17 have internet access at home, which is a threefold increase since 2000(media post,2003). According to survey conducted by the corporation for public Broadcasting in July 2002, 78%of family households with children have internet access at home. A



survey by yahoo and carat showed that children ages 12 to 17 used the internet an average of 16.7 hour per week in 2003 (Indian television, 2003) Given this extensive as age, the internet has the potential to be every powerful socialization agent (Huston, Watkins, \$kunkel, 1989).

Clubbing has double-edged sword characteristic for youth. Providing many opportunities for learning (parent link, 2004; wartella, lee, \$ cap Ovitz, 2002) while exposing youth to potentially harmful behaviors that most of the time end up affecting them greatly. Negative content (Finkelhar, Mitchell, \$Wolak, 2000). The internet not only provides significant benefits children such as research access, socialization, entertainment, and communication tool with families but it also cannot negative aspects such as violence, pornography, hate sites isolation, predators and commercialization.

The clubs with free access to internet are considered detrimental include those dedicated to negative content such as pornography, violent online games, online gambling and so forth for example many children can easily access pornographic content when they type seemingly innocent key words in to a search engine, for example, the mass media plays a crucial role in forming and reflecting public opinion, connecting the world to individuals and producing the self-image of society. (Media Awareness net work, 2003).

Clubbing makes the youth join bad groups which most of these groups are of drug abusers especially alcoholics. At the end one gets indulged into bad acts and eventually changes his behaviours. (<http://www.hmc.psu.edu/healthinfo/a/alcoholi>)

Clubbing has led to increased number of early and unwanted pregnancies among many girls. Most of these girls are presumed to have no backup in case of any attempts to be forced into sex or raped. Due to lack of backup on their ways from clubs many have ended up becoming pregnant. (Henry G, 1999)

Learned violent acts. The effects of violence in American culture seem to be elevating along with increased aggression which leads to family break down with recent shooting and various other acts of needless bloodshed. We seem to be desperate to lay the brunt of the blame on to something and it seems that violent media may be the scape goat we are looking for. The effects of violence in the media are apparently negative especially on young children; later these observations lead to family dysfunctions. (Elton t, 2008)

### **2.2.5 Government policy and discipline of the youth**

There is little doubt that alcohol use has a damaging effect on academic performance in fact one national study shows that at 4 year institution, college students with an "A" average consume 3.3 drinks per week whereas students with "D" or "F" drinks per week. (Presley 1996)

Another national study conducted for year colleges and universities by Henry Wechsler of the Harvard school of public health found that since the beginning of the school year, nearly 1/3 of high risk drinkers had missed class and 21% had fallen behind in their school work because of their drinking.

According to 2002 national survey on drug abuse and health, 36% of teenagers with a "D" grade average reported that they used cigarettes, alcohol or illegal drugs in the past months used declined steadily with improved academic performance(Wechsler, 1996)

The connection between poor academic performance and substance abuse probably involves a number of factors, says Mike Alle, supervisor of intake services at Hazel den center for youth and families in Ply-mouth. Among them are missed classes, however test scores and memory problems.

Valerie Wilson et al (2003) revealed that poor conditions of health, lack of transportation, parents, poor financial condition, inability of parents to provide instructional materials and teachers' non commitment to the teaching of their subjects also leads to poor academic performance in schools. Harsh rules and regulations could cause absenteeism that is corporal punishment, families where children prepare themselves for school and parents to work. Truancy among students is caused by school related problems bullied by school staff, boredom, dislike of teachers and avoidance of tests, all these lead to poor academic performance. (Ubogu, 2004).

Parents particularly in rural areas keep their children at home for domestic activities on market and community festival days. This increases student absence from school for safety reasons thus dodging some lessons which leads to poor academic performance (Susan Kirk, 2003)

Absenteeism is among female students that male students. This is a result of their involvement in domestic violence by their parents, distance to school; school discipline, family background and school location are among causes of absenteeism among secondary schools which leads to poor academic performance (Emore 2005). Teachers identified effects of absenteeism on students being academic underachievement which increases costs and wastage, difficulty in making friends which could lead to boredom, loss of confidence and engagement in premature sexual activity which could lead to pregnancy resulting into school drop outs and stress among young careers. (Heather Malchilm et al, 2003)

## CHAPTER THREE

### METHODOLOGY

#### 3.0. Introduction

This chapter presents the methods that were used to present data from the field. And this included, research design, area of the study, study population, sample size, sampling techniques, data collection methods, data collection instruments, procedure for data collection ,data analysis, reliability, and validity, research gap.

#### 3.1 Research design

The study used cross sectional research design to establish the magnitude of the problem because it helped the researcher to get information from cross section of the respondents. Case study researcher was also applied since it gives opportunity for the researcher to collect in-depth information. (Amin, 2005).

#### 3.2 Study population

The study was conducted in Lira Municipality in 3 divisions. The choices of the respondents were indicate4d in the table below.

**Table 1: Showing the sample selection**

Key informants	Total	Sample
DPC, LC5 chair person, CAO, and district officers	10	10
Parents	40	36
Youth	60	52
Community leaders	10	10
Local community	15	14
TOTAL	135	114

The table above shows that 10/10 of the key informants were selected to take part in the study as they would provide necessary information to the researcher. A sample of 36 parents out of 40 was selected to take part in the study, 52 youth out of 60, 10 out of 10 community leaders and 14 out of 15 Local communities were selected as respondents.

### 3.3 Sampling

**Table 2: Showing sampling techniques**

Respondents	Total	Sample	Sampling techniques
<b><u>Key informants</u></b> DPC, LC5 chair person, CAO, and district officers	10	10	Purposive sampling
Parents	40	36	Cluster sampling
Youth	80	66	Simple random sampling
Community leaders	10	10	Simple random sampling
Local community	15	14	Cluster sampling
Security personnel (police)	12	10	Snowball sampling

From the table above a sample of key informants was selected by purposive sampling, parents were selected by cluster sampling, youth were selected by Simple random sampling, local community was selected by cluster sampling, while security personnel were selected by snowball.

### **3.4 Data collection**

Data was collected using three methods and these were; questionnaire, interview, and observation.

#### **Interview**

Oral interview was used to collect primary data from parents of whom were presumed to be illiterate. Interviews were used because they would help to generate first hand and reliable data for the respondents would give an immediate feedback and also adequate probing was used to establish the reasons for alcohol abuse and its influences on behavior.

#### **Self administered questionnaires**

This is an instrument that consists of a set logical questions to which the subject responded in writing. They were administered to youth and teachers from selected villages. The researcher used questionnaires because they would generate reliable data about the nature of alcohol abuse.

#### **Observation method**

This is a purposeful, systematic and selective way of watching and listening to an interaction or phenomenon as it takes place (Strydom Fouch 2004:280). This method was used to collect the information by use of observation checklists and sensory observations. The researcher tried to observe the behaviours of the respondents in relation to alcohol consumption.

#### **Documentation**

The researcher consulted text books, pamphlets, news papers, journals, reports, and internet in order to get the data related to the topic for easy assessment and comparison. All these comprised information that was related to the study problem.



### **3.5 Data collection instruments**

Data was collected using various tools and these included; interview guide, observation checklists, focus group discussions, documentary questionnaire.

#### **Interview guide**

The researcher had a list of questions written on a piece of paper which were guiding him while interviewing the respondents.

#### **Observation checklist**

An observation checklist is a list of things that an observer is going to look at when observing the place he or she is in. (<http://www.teachingenglish.org/uk>).

These included; interacting with the audience, voice and physical features.

#### **Focus group discussions**

Respondents were informed to get together in an organized manner that was favorable to all people involved in the study. This included all selected youth, parents, and community leaders categories. The researcher interacted with these categories of people to get their views about the study problem.

#### **Documentary questionnaire**

Questionnaires will be administered to respondents that will get a chance to be selected to take part in the study and can easily read and write. Respondents will be given a chance to read the questions, interpret what is required of them and then write down the answers. This method was used because it would enable the researcher to get first hand information, it was simple to use and the respondents answered the questions according to their feelings.

### **3.6 Procedure for data collection**

The researcher had an introductory letter introducing him to the authorities in Lira town especially the Municipal council administrators seeking permission to carry out research about the effect of alcoholism on the discipline of the youth in Lira Municipality.

### **3.7 Data analysis**

The data was analyzed using qualitative methods. The data was analyzed by use of computer program in tables for easy analysis and presentation of research findings. Themes were clearly identified and put in coding categories, the theme of analysis worked out following their coding categories using SPSS, ideas and discussions were presented.

### **3.8 Reliability and Validity**

The researcher made sure that the questionnaires provided consistent and accurate results. The researcher used test re-test reliability technique to administer the questionnaires at different points in time onto the same group of people.

The researcher tested the validity by seeking relevant evidence that confirms the answers that were in questionnaires. The researcher used content validity technique to test for the validity.

### **3.9 Ethical consideration**

The researcher maintained and upholds the ethical issues in this study. All information that deserved confidentiality was treated like wise.



## CHAPTER FOUR

### DATA PRESENTATION ANALYSIS AND INTERPRETATION

#### 4.0 Introduction.

The chapter shows research findings, it includes the data presentation, analysis and interpretation of the findings. The data in this chapter represents the respondents views about the study problem basing on the research questions.

#### 4.1 Bio Data

**Table 3: Age**

Age	Frequency	Percent
18-25	50	34.2
26-30	26	17.8
31-35	15	10.3
36-40	20	13.7
41-45	26	17.8
51-60	9	6.2
<b>Total</b>	<b>146</b>	<b>100.0</b>

*Source: Primary Data, 2011*

The table above shows that 50 (34.4%) of the respondents were between 18-25, 26 (17.8%) were between 26-30, 15 (10.3%) were between 36-40, 26 (17.8%) were between 41-45, and 9 (6.2%) of respondents were aged between 51-60.

**Table 4: Sex**

Sex	Frequency	Percent
Male	95	65.1
Female	51	34.9
<b>Total</b>	<b>146</b>	<b>100.0</b>

*Source: Primary Data, 2011*

The table above shows that 95 (65.1%) of the respondents were males while 51 (34.9%) of the respondents were females.

**Table 5: Marital status**

Marital status	Frequency	Percent
Married	79	54.1
Single	67	45.9
<b>Total</b>	<b>146</b>	<b>100.0</b>

*Source: Primary Data, 2011*

The table above shows that 79 (54.1%) of respondents were married while 67 (45.9%) single.

**Table 6: Respondents level of education**

Level of education	Frequency	Percent
Primary	11	7.5
Secondary	60	41.1
University	25	17.1
Tertially	50	34.2
<b>Total</b>	<b>146</b>	<b>100.0</b>

*Source: Primary Data, 2011*

The table above shows that 11(7.5%) of the respondents had stoped at primary level, 60 (41.1) had education level of secondary, 60 (41.1%) of the respondents were university students while 50(34.2%) of the respondents were in tertiary institutions.

**Table 7: Religion**

Religion	Frequency	Percent
Moslem	40	27.4
Catholic	36	24.7
Protestant	70	47.9
<b>Total</b>	<b>146</b>	<b>100.0</b>

*Source: Primary Data, 2011*

The table above shows that 40 (27.4%) of respondents were Muslims, 36 (24.4 %) were Catholics, and 70 (47.9%) of respondents were protestants.

#### 4.2 Drunkardness and discipline of the youth

**Table 8: A table showing responses on alcoholism.**

Responses	Frequency	Percent
Disagree	55	37.7
Not sure	21	14.4
Agree	70	47.9
<b>Total</b>	<b>146</b>	<b>100.0</b>

*Source: Primary Data, 2011*

The table above shows that 55(37.7%) of respondents disagreed with the statement that alcoholism in a family leads to familial dysfunctional, 21 (14.4%) were not sure while 70 (47.9%) of the respondents agreed that alcoholism in a family leads to familial dysfunctional. Therefore most of the respondents had a belief that alcoholism in a family makes family members fail to perfect what they are supposed to do leading to conflicts.

**Table 9: A table showing responses on alcohol dependence.**

Responses	Frequency	Percent
Disagree	50	34.2
Not sure	31	21.2
Agree	65	44.5
<b>Total</b>	<b>146</b>	<b>100.0</b>

*Source: Primary Data, 2011*

The table above shows that 50 (34.2%) of respondents disagreed that someone with alcohol dependence may suffer serious withdrawal symptoms, 31(21.2%) were not sure, while 65 (44.5%) agreed that someone with alcohol dependence may suffer serious withdrawal symptoms. Respondents said that as one becomes an alcoholic, he always feels like taking over and again hence becoming had for him or her to stop. There for leading to withdrawal symptoms.

**Table 10: A table showing responses on alcohol impairs memory by inhibiting the transfer and consideration of information in long term memory**

Responses	Frequency	Percent
Disagree	30	20.5
Not sure	56	38.4
Agree	60	41.1
<b>Total</b>	<b>146</b>	<b>100.0</b>

*Source: Primary Data, 2011*

The table above shows that 30 (20.5%) of respondents disagreed that alcohol impairs memory by inhibiting the transfer and consideration of information in long term memory, 56 (38.4%) were not sure while 60 (41.1%) of respondents agreed that alcohol impairs memory by inhibiting the transfer and consideration of information in long term memory. Therefore, it's identified that the big number of people had some information about how alcohol impairs memory in relation to abstract thinking.

**Table 11: A table showing responses on, alcohol reduces our ability to remember information that we learnt prior to going out for friends**

Responses	Frequency	Percent
Disagree	60	41.1
Not sure	36	24.7
Agree	50	34.2
<b>Total</b>	<b>146</b>	<b>100.0</b>

*Source: Primary Data, 2011*

The table above shows that 60 (41.1%) of the respondents disagreed that alcohol reduces our ability to remember information that learn prior to going out for friends, 36 (24.7%) were not sure while 50 (34.2%) of the respondents agreed that alcohol reduces our ability to remember information that learn prior to going out for friends. There for many people showed that alcohol has nothing to do with their daily activities in relation to learning.

**Table 12: A table showing responses on, too much alcohol taking leads to madness**

Responses	Frequency	Percent
Disagree	36	24.7
Not sure	40	27.4
Agree	70	47.9
<b>Total</b>	<b>146</b>	<b>100.0</b>

*Source: Primary Data, 2011*

The table above shows that 36 (24.7%) of the respondents disagreed that too much alcohol taking leads to madness, 40 (27.4%) were not sure while 70 (47.9%) of the respondents did not agree that too much alcohol taking leads to madness. There for this was backed by people's evidence of high numbers of mad people that were taking too much of alcohol hence resulting them to agree with the statement.

### 4.3 Effects of clubbing on the discipline of the youth

**Table 13: A table showing responses on, Clubbing**

Responses	Frequency	Percent
Disagree	50	34.2
Not sure	31	21.2
Agree	65	44.5
<b>Total</b>	<b>146</b>	<b>100.0</b>

*Source: Primary Data, 2011*

The table above shows that 50 (34.2%) of respondents agreed that Clubbing has become an indispensable element of life for most people in the contemporary world, 31 (21.2%) of the respondents were not sure while 65 (44.5%) of the respondents agreed that clubbing has become an indispensable element of life for most people in the contemporary world. Therefore, for most of the youth go clubbing nowadays as a way of enjoying themselves.

**Table 14: A table showing responses on, Clubbing**

Responses	Frequency	Percent
Disagree	50	34.2
Not sure	36	24.7
Agree	60	41.1
<b>Total</b>	<b>146</b>	<b>100.0</b>

*Source: Primary Data,*

The table above shows that 50 (34.2%) of respondents disagreed that Clubbing makes the youth join bad groups which most of these groups are of drug abusers especially alcoholics, 36 (24.7%) were not sure while 60 (41.1%) of the respondents agreed that Clubbing makes the youth join bad groups which most of these groups are of drug abusers especially alcoholics. This is due to the fact that people characterized by drinking are the ones mostly engaged in clubbing which makes the youth end up joining them.

**Table 15: A table showing responses on Clubbing influences many youth to become prostitutes**

<b>Responses</b>	<b>Frequency</b>	<b>Percent</b>
Disagree	16	11.0
Not sure	50	34.2
Agree	80	54.8
<b>Total</b>	<b>146</b>	<b>100.0</b>

*Source: Primary Data,*

The table above shows that 16(11.0%) of respondents disagreed that Clubbing influences many youth to become prostitutes, 50 (34.2%) of respondents were not sure while 80 (54.8%) of respondents agreed that clubbing influences many youth to become prostitutes. The majority agreed in a sense that clubbing needs a lot of money to live a luxurious life, there youth resort to prostitution in order to get money to enjoy.

**Table 16: A table showing responses on clubbing has made the youth escape from home and disrespecting their parents**

<b>Responses</b>	<b>Frequency</b>	<b>Percent</b>
Disagree	16	11.0
Not sure	70	47.9
Agree	60	41.1
<b>Total</b>	<b>146</b>	<b>100.0</b>

The table above shows that 16(11.0%) of respondents disagreed that clubbing has made the youth escape from home and disrespecting their parents, 70 (47.9%) were not sure while 60 (41.1%) of the respondents agreed that clubbing has made the youth escape from home and disrespecting their parents. This makes the youth become more unruly and adopting more bad manners to the extent of disrespecting elders.



**Table 17: A table showing responses on, youths who go to club end up becoming irresponsible adults.**

<b>Responses</b>	<b>Frequency</b>	<b>Percent</b>
Disagree	10	6.8
Not sure	69	47.3
Agree	67	45.9
<b>Total</b>	<b>146</b>	<b>100.0</b>

The table above shows that 10( 6.8%) of respondents disagreed that youths who go to club end up becoming irresponsible adults, 69 (47.3%) were not sure while 67 (45.9%) were not sure while 67 (45.9%) agreed that youths who go to club end up becoming irresponsible adults. Therefore as a result of frequenting clubs all the time they end up failing to take up responsibilities in their adulthood leading them to become irresponsible adults.

#### **4.4 Government policy affects the discipline of the youth**

**Table 18: A table showing responses on the government policy on corporal punishments is a cause of indiscipline of the youth in schools**

<b>Responses</b>	<b>Frequency</b>	<b>Percent</b>
Disagree	40	27.4
not sure	75	51.4
Agree	31	21.2
<b>Total</b>	<b>146</b>	<b>100.0</b>

The table above shows that 40 (27.4%) of respondents disagreed that the government policy on corporal punishments is a cause of indiscipline of the youth, 75 (51.4%) were not sure while 31 (21.2%) of the respondents did not agree that the government policy on corporal punishments is a cause of indiscipline of the youth. Therefore as a result of



these punishments different individuals end up reacting differently depending on one's personality, so some end up reforming while others fail to reform

**Table 19: A table showing responses on government has been reluctant in punishing those who sell alcohol to those under 18 years of age**

Responses	Frequency	Percent
Disagree	30	20.5
not sure	33	22.6
Agree	83	56.8
<b>Total</b>	<b>146</b>	<b>100.0</b>

The table above shows that 30(20.5%) of respondents disagreed that government has been reluctant in punishing those who sell alcohol to those under 18 years of age, 33(22.6%) of the respondents were not sure while 83 (56.8%) of the respondents agreed that government has been reluctant in punishing those who sell alcohol to those under 18 years of age.

**Table 20: A table showing responses on corruption has made government officials not to support prohibition of the youth from clubbing**

Responses	Frequency	Percent
Disagree	43	29.5
not sure	70	47.9
Agree	33	22.6
<b>Total</b>	<b>146</b>	<b>100.0</b>

The table above shows that 43 (29.5%) of respondents disagreed that corruption has made government officials not to support prohibition of the youth from clubbing, 70 (47.9%) were not sure while 33 (22.6%) of respondents agreed that corruption has made government officials not to support prohibition of the youth from clubbing.

Therefore due to the fact that many people owners of clubs want money to boost their business they corrupt government officials not to stop youth from clubbing because youth support their business.

**Table 21: A table showing responses on reluctance of school authorities to implement school rules and regulations leads to indiscipline of students**

Responses	Frequency	Percent
Disagree	20	13.7
not sure	50	34.2
Agree	76	52.1
<b>Total</b>	<b>146</b>	<b>100.0</b>

The table above shows that 20 (13.7%) of respondents disagreed that reluctance of school authorities to implement school rules and regulations leads to indiscipline of students, 50 (34.2%) were not sure while 76 (52.1%) of respondents agreed that reluctance of school authorities to implement school rules and regulations leads to indiscipline of students. Therefore as a result of teachers taking up a lot of responsibilities that make them relax to implement school rules and regulations it has stirred indiscipline.

**Table 22: A table showing responses on the policy of UPE and USE of automatic passing is a basis of students' indiscipline at school**

Responses	Frequency	Percent
Disagree	74	50.7
not sure	52	35.6
Agree	20	13.7
<b>Total</b>	<b>146</b>	<b>100.0</b>

The table above shows that 74 (50.7%) of respondents disagreed that the policy of UPE and USE of automatic passing is a basis of students' indiscipline at school, 52 (35.6%) of respondents were not sure while 20 (13.7%) of respondents agreed that the policy of UPE and USE of automatic passing is a basis of students' indiscipline at school. Therefore many disagreed in a sense that most of the students adopt discipline from home, therefore automatic passing cannot really affect the discipline.

## **CHAPTER FIVE**

### **SUMMARY, CONCLUSIONS AND RECOMMENDATIONS**

#### **5.0 Introduction**

This chapter discusses and concludes the findings of the study. An attempt is also made to highlight recommendations which the researcher demand to benefit the government and the general public.

#### **5.1 Summary**

The main problem of this study as indicated in chapter one was to examine the effect of alcoholism on the discipline of the youth in lira Municipality. This subsequent discussion in this chapter is based on results presented in chapter four of this report as given by respondents.

#### **5.2 Drunkardness and discipline of the youth**

Findings indicated that majority of the respondents agreed that alcoholism in a family leads to familial dysfunctional. Findings concur with Dr Johns C, (2000) that alcoholism in a family leads to familial dysfunctional, violence and financial insecurity. Findings further indicated that majority of respondents agreed that someone with alcohol dependence may suffer serious withdrawal symptoms. According to national school of mental illness (2003) someone with alcohol dependence may suffer serious withdrawals symptoms, such as trembling, delusions, hallucinations and sweating, if he or she stops drinking suddenly. Findings revealed that majority of respondents agreed that alcohol impairs memory by inhibiting the transfer and consideration of information in long term memory. Findings agree with Cashin. J.R, (1996), still according to Cashin. J.R, (1996) alcohol reduces our ability to remember information that we learnt prior to going out for drinks.



### **5.3 Effects of clubbing on the discipline of the youth**

Findings indicated that most of the respondents agreed that clubbing has become an indispensable element of life for most people in the contemporary world. Because of the ubiquitous availability of internet access, in schools and libraries, children are increasingly becoming involved in this new technology and they try to put in practice what they see which led some youth to be on bad terms with the parents. ([http://www. Hedcor. Co.za](http://www.Hedcor.Co.za) 03.05 2010). Findings further revealed that majority of the respondents were not sure whether youths who go to club end up becoming irresponsible adults. While interviewing councilor LC111 Kakoba Division he said that this is due to the fact that they don't make a follow up on such youth. Findings indicated that most of the respondents were not sure whether clubbing influences many youth to become prostitutes. However, clubbing has double-edged sword characteristic for youth. Providing many opportunities for learning (parent link, 2004; wartella, lee, Ovitz, 2002) while exposing youth to potentially harmful behaviours that most of the time end up affecting them greatly.

### **5.4 Government policy affects the discipline of the youth**

Findings indicated that of the respondents agreed that government has been reluctant in punishing those who sell alcohol to those under 18 years of age. Findings further revealed that most of the respondents were not sure whether corruption has made government officials not to support prohibition of the youth from clubbing. Most of the of respondents agreed that reluctance of school authorities to implement school rules and regulations leads to indiscipline of students. These findings agree with Valerie Wilson et al (2003) revealed that poor conditions of health, lack of transportation, parents, poor financial condition, inability of parents to provide instructional materials and teachers' non commitment to the teaching of their subjects also leads to poor academic performance in schools.

## **5.5 Conclusions**

Research findings in relation theme one it was found out that majority of the respondents agreed that alcoholism in a family leads to familial dysfunctional, majority of respondents agreed that someone with alcohol dependence may suffer serious withdrawal symptoms. According to the researcher he concluded that alcoholism is hazardous on ones wellbeing.

Findings in relation to theme two it was concluded that majority of respondents were not sure whether clubbing has made the youth escape from home and disrespecting their parents. Majority of respondents agreed that clubbing influences many youth to become prostitutes, further more the majority were not sure whether youths who go to club end up becoming irresponsible adults and whether the government policy on corporal punishments is a cause of indiscipline of the youth in schools.

Research findings in relation to the third theme indicated that the majority of respondents were not sure whether the government policy on corporal punishments is a cause of indiscipline of the youth, Majority agreed that reluctance of school authorities to implement school rules and regulations leads to indiscipline of students.

## **5.6 Recommendations**

Basing on the findings of the study, the following recommendations are put forward as regarding the laws put in place to control the habit of alcoholism and solutions suggested to control the habit.

The government in support of the entire population and also the private institution like NGOs should work hand in hand to fight the habit of alcoholism especially among non schooling youths since research findings indicated that they were the ones mostly involved in the act of drug abuse. Therefore, the entire people of lira municipality in particular should always report alcoholism cases to the authority agencies like



government, officials and NGOs who can help to control the situation and advise the means that are appropriate to bring about peace in the area.

The ministry of health in support of the government, parents and community leaders should continue to sensitize the entire population most especially the youth about the dangers, consequences or outcomes of alcoholism in order to save the situation and generation to come.

Religious leaders and Christians also should be encouraged to talk to their congregations about the dangers of alcoholism since some people never get chances for being given advice regarding alcoholism and its related dangers. This information helps people to get proper understanding of the act, its causes and its influence/ consequences.

Youth groups should be introduced in the area by the community leaders and youth which educate the youth about the positive living. This will help the already affected by alcoholism act and those that are not yet affected because these groups will educate the youth about the dangers of alcoholism, they will keep them busy which will reduce idleness tendencies that also contributes to alcoholism hence helping the youth to control the habit of alcoholism and prepare them to be future leaders and parents.

### **5.7 Areas for further study**

Because of various limitations in time and finance, It's suggested that further research should be done on the following:

Factors hindering government efforts and the private efforts to develop and implement appropriate policies and laws that can help to control the act of alcoholism.

## REFERENCES

Danne Hales (2002) *an invitation to health*. United states of America; wads worth group.

Charles G. Morris, Albert A. Maisto (2003), *understanding psychology*, United States of America. Pearson education, 6<sup>th</sup> edition.

Emore, Charles (2005) *causes of youth' lateness to school* in Urwie L.G.A of Delton state. Nigeria

Rebecca J Donatelle (2002), *access to health education* : united states of America: Pearson education , 7<sup>th</sup> education

Karen Huffman (2005). *Psychology in action* John Wiley and sons united states of America.

Jerrold S. Greenberg and George B. Dintima (1997) *Wellness: creating a life of health and fitness* United States of America. Allyn and Bacon.

Wayne Weiten (1992), *psychology: themes and variations* 2<sup>nd</sup> edition United States of America: wads worth, Inc.

James. W. Walat (2002). *Introduction to psychology* 6<sup>th</sup> edition United States of America. Wads worth group.

MAE Waters, Elizabeth, Harman et al (1988), *life management skills*. Kendall hunt pub. Company USA

Heather Malcilm, Valerie Wilson, Julia Davidson and Susan Kirk (2003). *Absenteeism from school*. A study of its causes and influences in seven LEAS. The screw center, university of Glasgow queens printers.

Ubogu R.E (2004) *the causes of absenteeism and drop out among villages*. Delta university Abraka

Hanks Patrick (1998). *The new oxford dictionary of English*: Oxford University press: New York.

Ministry of health (1996) *basic primary science and health for Uganda*. Longman group UK. Ltd

**APPENDIX**  
**APPENDIX I: QUESTIONNAIRE**

I am Oyuko , a student pursuing A Bachelors Degree In Public Administration. You have been specially selected to participate in this study. May you please provide me with information needed for the success of this field research as the questions below ask. Your support and co operation is highly appreciated.

**BIO DATA**

**Age**

.....

**Marital status**

(a) Married

(b) Single

**Level of education**

(a) Primary

(b) Secondary

(c ) University

(d) Tertiary institution

**Religion**

.....

**Section B: Drunkardness and discipline of the youth**

	agree	Not sure	disagree
1. Alcoholism in a family leads to familial dysfunctional	3	2	1
2. Someone with alcohol dependence may suffer serious withdrawals symptoms	3	2	1
3. Alcohol impairs memory by inhibiting the transfer and consolidation of information in long term memory.	3	2	1
4. alcohol reduces our ability to remember information that we learn prior to going out for drinks.	3	2	1

5. Too much alcohol taking leads to madness	3	2	1
---	---	---	---

### **Section C. Effects of clubbing on the discipline of the youth**

1. Clubbing has become an indispensable element of life for most people in the contemporary world	agree	Not sure	disagree
	3	2	1
2. Clubbing makes the youth join bad groups which most of these groups are of drug abusers especially alcoholics.	3	2	1
3. Clubbing influences many youth to become prostitutes	3	2	1
4. Clubbing has made the youth escape from home and disrespecting their parents	3	2	1
5. Youths who go to club end up becoming irresponsible adults	3	2	1

### **Section D: Government policy affect the discipline of the youth**

1. The government policy on corporal punishments is a cause of indiscipline of the youth	agree	Not sure	disagree
	3	2	1
2. Government has been reluctant in punishing those who sell alcohol to those under 18 years of age	3	2	1
3. Corruption has made government officials not to support prohibition of the youth from clubbing	3	2	1
4. Reluctance of school authorities to implement school rules and regulations leads to indiscipline of students	3	2	1
5. The policy of UPE and USE of automatic passing is a basis of students' indiscipline at school	3	2	1



**APPENDIX II**  
**PROPOSED BUDGET**

Activity / Item	No. of items	Costs per item	Total cost
Transport			80,000/=
Lunch		1,000 per meal	60,000/=
Typesetting		500 per page	40,000/=
Printing	8 Reams of papers	10,000 per ream	80,000/=
Binding	4 Copies	5,000/=per copy	20,000/=
Photocopying	100 per page		
Internet costs		2,000 per hour	30,000/=
Miscellaneous			30,000/=
<b>Grand total in UG Shillings</b>			<b>380,000/</b> <b>=</b>

**APPENDIX III**  
**WORK PLAN**

<b>ACTIVITY</b>	<b>PERIOD</b>
Submission of 1 <sup>st</sup> chapter	March 2014
Submission of proposal	April 2014
Data collection	Jun 2014
Data analysis	July , 2014
Report writing	August, 2014
Submission of research report	September, 2014