

**YOUTH UNEMPLOYMENT AND CRIME IN BOSASO CITY, SOMALIA**

**AMAL YOUSUF ALI**

**REG: 1153-06236-03133**

**A DISSERTATION PRESENTED TO THE COLLEGE OF HUMANITIES AND SOCIAL  
SCIENCES IN PARTIAL FULFILLMENT OF THE REQUIREMENTS  
FOR THE AWARD OF MASTER OF SOCIAL WORK OF  
KAMPALA INTERNATIONAL  
UNIVERSITY**

**NOVEMBER , 2018**




HD 5701  
. A43  
2018

## DECLARATION

I, **Amal Yousuf Ali**, declare that this report is my own work and has never been presented anywhere for academic consideration.

---

Signature: . Date: 13/11/2018

Name: Amal Yousuf Ali

## APPROVAL

This is to acknowledge that this research report has been carried out under my supervision and guidance, and is ready for submission.

Signature:  Date: 13/07/18

Name: **Dr. Richard Asaba Bagonza**

## APPROVAL

This is to acknowledge that this research report has been carried out under my supervision and guidance, and is ready for submission.

Signature: \_\_\_\_\_. Date: \_\_\_\_\_

Name: **Dr. Richard Asaba Bagonza**

## **DEDICATION**

I dedicate this research report to my family, my supervisor and to all my friends.

## **ACKNOWLEDGEMENT**

My gratitude first goes to Allah who gave me strengths to accomplish this research. I would like to express my sincere thanks to my family for their financial support and care, accorded to me throughout this success in which without them I wouldn't be what I am today. I also owe a lot of appreciation to my parents and all those who assisted me in carrying out this research project.

I am grateful to my supervisor: Dr Richard Asaba who helped me throughout and also giving me the right guidance, advice and assistance concerning the best way of doing and completing my research project. Thanks also goes to all my friends who supported me, and all lecturers and management of Kampala International University especially the college of Humanities and Social Sciences.

## ABSTRACT

The study examined the impact of youth unemployment on crime in Bosaso city, Somalia. It was guided by three objectives that is to say; analyzing the causes of youth unemployment, examining the nature of crime committed by youths and examining how youth's unemployment leads to crime in Bosaso Somalia. The study adopted a cross-sectional survey design that allows analysis of both quantitative and qualitative. The study was carried out on the youths living in Bosaso where a sample of 109 respondents was selected using simple random sampling technique. The findings showed that the rate of youth un employment is high in Bosaso and this is due to a number of reasons such as lack of education, lack of experience, political instabilities, limited jobs among others. The study also showed that because of un employment, youths have engaged in a number of crimes including, terrorism, robbery, kidnapping, drug abuse, domestic violence among others. The study revealed a strong, significant and positive correlation between gender and the level of unemployment among youths ( $r=.824^{**}$ ,  $p<.01$ )(82%). This indicates that the level of unemployment differs between males and females. There is a strong, significant and positive correlation between age and cause of unemployment ( $r=.744^{**}$ ,  $p<.01$ )(74%). This confirms that most of the youths are unemployed than the elders. According to the findings, there is a strong relationship between education and unemployment ( $r=.901^{**}$ ,  $p<.01$ )(90%). The educated tend to find what to do easily than the uneducated. The findings also revealed a poor relationship between marital status and unemployment ( $r=.408^{**}$ ,  $p<.01$ ) (44%). This indicates that marital status does not have a direct effect on unemployment. The study showed that both employed and employed youths can perpetrate or be influenced to perpetrate violence that can threaten national security. The study recommends that that another strategy is the promotion of education from grassroots levels, and the need to introduce and encourage vocational and technical education at all levels of education in the country. This will help reduce youth unemployment since it is skills oriented and employment motivated. Similarly entrepreneurship should be incorporated into education curriculum at all levels, starting from secondary schools to higher level institutions. This will help prepare youths to becoming more of job creators than job seekers and hence from social dependence to self-sufficient.

## TABLE OF CONTENTS

## Page

DECLARATION .....	i
APPROVAL.....	ii
DEDICATION .....	iii
ACKNOWLEDGEMENT .....	iv
ABSTRACT.....	v
TABLE OF CONTENTS .....	vi
LIST OF TABLES .....	ix
LIST OF FIGURES .....	x
LIST OF ABBREVIATIONS AND ACRONYMS.....	xi
 <b>CHAPTER ONE: INTRODUCTION .....</b>	 <b>1</b>
1.0 Introduction.....	1
1.1 Background to the study.....	1
1.1.1 Historical Perspective.....	1
1.1.2 Theoretical Perspective .....	3
1.1.3 Conceptual Perspective .....	4
1.1.4 Contextual Perspective.....	6
1.2 Statement of the Problem .....	7
1.3 Purpose of the study .....	8
1.4 Research objectives.....	8
1.5 Research Questions .....	8
1.6 Scope of the study .....	8
1.6.1 Content scope .....	8
1.6.2 Geographical scope .....	8
1.6.3 Time Scope .....	8
1.6.4 Theoretical Scope.....	8
1.8 Significance of the Study .....	9
1.9 Operational Definition of Key Terms .....	9



<b>CHAPTER TWO: LITERATURE REVIEW .....</b>	<b>10</b>
2.0 Introduction .....	10
2.1 Theoretical Review .....	10
2.2 Conceptual Framework .....	13
2.3 Related literature review .....	14
2.3.1 Causes of youth unemployment .....	14
2.3.2 Effects of unemployment on crime among the youth .....	19
2.4 Gaps in the literature .....	21
 <b>CHAPTER THREE: METHODOLOGY .....</b>	 <b>22</b>
3.0 Introduction .....	22
3.1 Research Design .....	22
3.2 Study Area .....	22
3.3 Study Population .....	22
3.4 Sample Size .....	23
3.5 Sampling Procedure .....	23
3.6 Sources of data .....	23
3.6.2 Secondary Data .....	24
3.7 Research methods and instruments .....	24
3.7.1 Survey Questionnaire .....	24
3.7.2 Key informant Interviews .....	24
3.8 Validity and Reliability .....	24
3.8.1 Validity of the research instruments .....	24
3.8.2 Reliability of the instruments .....	25
3.9 Procedure .....	25
3.10 Data Analysis .....	26
3.11 Ethical Considerations .....	26
 <b>CHAPTER FOUR: PRESENTATION AND INTEPRETATION OF FINDINGS .....</b>	 <b>27</b>
4.0 Introduction .....	27
4.1 Demographic characteristics of respondents .....	27
4.2 Causes of youth unemployment in Bosaso Somalia. ....	29

4.2.1 Cross tabulation for the causes of unemployment. ....	32
4.3 Nature of crimes committed by youths in Bosaso.....	33
4.4 Effects of youth unemployment on crime.....	36
4.4.2 Relationship between youth unemployment and Crime in Bosaso.....	38
4.5 Ways which Youth Overcome Unemployment in Bosaso.....	40
4.5 Summary of findings.....	42
 <b>CHAPTER FIVE: DISCUSSION, CONCLUSION AND RECOMMENDATION.....</b>	<b>45</b>
5.0 Introduction.....	45
5.1 Discussion of findings.....	45
5.1.1 The causes of youth unemployment in Bosaso Somalia.....	45
5.1.2 Nature of crimes committed by youths in Bosaso.....	47
5.1.3 Effects of youth unemployment on crime.....	48
5.1.4 Ways in Which Youth Overcome Unemployment in Bosaso.....	50
5.2 Conclusion.....	52
5.3 Recommendations.....	53
5.4 Areas of further research.....	54
5.5 Limitation of the study.....	26
REFERENCES.....	55
APPENDICES.....	60
APPENDIX A: CONSENT LETTER.....	60
APPENDIX B: QUESTIONNAIRE FOR YOUTH.....	61
APPENDIX C: INTERVIEW GIDE.....	66
APPENDIX V: INTERVIEW GUIDE FOR KEY INFORMANTS.....	66

## LIST OF TABLES

Table 1: Demographic characteristics of Respondents .....	27
Table 2: The Analysis of Variance between causes of unemployment and Demographic Characteristics of the Respondents .....	32
Table 3. Nature of crimes committed by youths in Bosaso.....	33
Table 4 Crimes committed during terrorism .....	35
Table 5 Effects of youth unemployment on crime .....	36
Table 6 The Relationship between youth unemployment and Crime in Bosaso.....	38
Table 7: The Analysis of Variance between crime and Demographic Characteristics of the Respondents .....	39
Table 8: Ways in Which Youth can overcome Unemployment in Bosaso .....	40

## **LIST OF FIGURES**

Figure 1 The causes of youth unemployment in Bosaso Somalia.....	30
Figure 2 Forms of stealing .....	34
Figure 3. Nature of crimes committed by youths in Bosaso .....	35

## **LIST OF ABBREVIATIONS AND ACRONYMS**

BoFED	: Bureau of Finance and Economic Development
BoLSA	: Bureaus of Labor and Social Affairs
CSA	: Central Statistical Authority Development
GTP	: Growth and Transformation Plan
ICLS	: International Conference of Labor Statisticians
ILO	: International Labor Organization
IMF	: International Monetary Fund
MoFED	: Ministry of Finance and Economic Development
MoLSA	: Ministry of Labor and Social Affairs
MoYSC	: Ministry of Youth, Sport and Culture
MSE	: Micro and Small Enterprise
OECD	: Organization for Economic Co-operation and Organization
PASDEP	: Plan for Accelerated and Sustained Development to End Poverty
TVET	: Technical and Vocational Education and Training
UN	: United Nations
UNESCO	: United Nations Educational, Scientific and Cultural

# CHAPTER ONE

## INTRODUCTION

### 1.0 Introduction

This chapter highlights the background of the study, statement of the problem, purpose of the study, specific objectives, research questions, research hypothesis, scope of the study, significance of the study, hypothesis of the study and operational definitions of key terms.

### 1.1 Background to the study

The background of the study was presented on four perspectives namely historical, theoretical, conceptual and contextual perspectives.

#### 1.1.1 Historical Perspective

The age pattern of crime is close to universal. In virtually all countries, criminal activity rise with age, peak in the late teens, then fall (e.g. Hirschi and Gottfredson 1983). For example, while the conviction rate among Swedish men aged 19 to 24 in the year 2005 amounted to 4.2 percent the corresponding figure for men aged 29 to 34 was nearly half as large. A popular explanation for the age distribution of crime is that youths are more exposed to unemployment (e.g. Freeman 1996). Economists have argued that the income loss generated by unemployment lowers the opportunity cost of engaging in crime (Becker 1968). Others have hypothesized that joblessness triggers frustration and anger, which in turn may lead to violent behavior (e.g. Agnew 1992). It has also been suggested that unemployment provides individuals with more time and opportunities to commit crime (Felson 1998).

The history of youth crime in the world typically follows the booms and busts of economic activity (ILO, 2017). The usual pattern is at the onset of every activity slowdown, there is a strong hike in the unemployment rates, followed by an easing period as the economy revives. Globally, youth unemployment has existed. For example, Youth Unemployment rate in the United States averaged 12.22 percent from 1955 until 2018, reaching an all-time high of 19.50 percent in April of 2010 and a record low of 7.80 percent in September of 1956 (Trading-Economics, 2018).

Considerable attention continues to be given to youth crime (offences committed by youth aged 8-17 years) and identifying those individuals at risk of repeat offending (involved in offending on more than one separate occasion). This is despite a downward trend in the number of recorded offences that are committed by young offenders, and a reduction in the number of youth who are involved in these crimes. It is widely accepted that youth crime has significant implications for society in terms of the financial cost of crime, the failure of custodial sentences to act as a deterrent to crime, and the impact of crimes on victims, families and the general public (Kemshall, 2008). However, there has been less consensus regarding whether youth crime is a societal problem (Goldson, 2011; McAra & McVie, 2012; Smith, 2011) or a problem of the individual (e.g., psychological dysfunction and/or personality disorder; Eysenck & Eysenck, 1970; Rutter & Smith, 1995). Most do acknowledge, however, that no single risk factor has been identified as a cause for youth offending. Rather, youth crime is considered the result of the complex interaction of a number of risk factors (e.g., community, school, individual, and family factors), with the absence of important protective factors (e.g., attachment to parent, resilience, support network; Rutter, Giller, & Hagell, 1998).

According to the International Labour Organization (ILO, 2017), overall economic growth continues to be disconnected from employment growth, and economic instability threatens to reverse observed gains in youth employment. The global economic outlook for 2017 and 2018 is positive and growth is projected to accelerate modestly due to moderate pickups in investment and trade, mainly led by advanced economies (ILO, 2017). However, job growth does not always accompany economic recovery, a situation which affects, especially, young people who are entering the job market in record numbers. According to ILO (2017), the global youth unemployment rate rose slightly in 2017, reaching 13.1 percent, although the expected 70.9 million young unemployed is well below the crisis peak of 76.7 million in 2009.

The global youth crime rate stabilized at 13% in 2016 but was expected to rise slightly to 13.1% in 2017 (Baah-Boateng, 2016). The number of unemployed youth decreased to 70.9 million in 2017 from the crisis peak of 76.7 million in 2009. However, the number was expected to rise by a further 200,000 in 2018, reaching a total of 71.1 million (Alliance, 2017).

In Africa, unemployment and crime of the youth continues to be a serious social problem despite some improvements in recent years. In the Sub-Saharan Africa youth unemployment rate

was significantly higher than the adult unemployment rate. It was as twice as adult unemployment rate in 2012 (ILO, 2013). In Ethiopian for example, Asmare and Mulatie (2014) stated the major factors supposed to be affecting urban youth unemployment, particularly graduates from higher institutions, were: lack of good governance (nepotism, corruption, bias and discrimination), lack of social networks, divergence between skills and the labor market and low quality educational policy and system. Gebeyaw (2011) indicated that women and the youth were the primary victims of unemployment. Ejigu (2011) found that the prime age male unemployment rate was a positive significant predictor of youth unemployment rates.

In Somalia, a 2012 UNDP Human Development report indicated that 67 percent of youth in the country were unemployed, and in South Central Somalia, 89 percent live in abject poverty (Ali, 2014). Presently, the unemployment rate for youth in Somalia is among the highest in the world with more than 66% of youths having no jobs (Business Insider, 2016). Despite the small improvements made in the economic sector, youth unemployment remains a constant and pressing issue for the Somaliland Government. The youth make up 70% of the total population with an unemployment rate of 65% according to the Ministry of Labour and Social Affairs (Guleid, et al., 2017). Similarly, there is wide spread youth unemployment in Bosaso (Omar, Miriyagalla, & Osman, 2017). This widespread unemployment among disaffected youth has fueled extremism, piracy, political instability, and poverty, which in turn have contributed to the failure of several demobilization attempts in the country (Ali, 2014). Violent activity, crime, and drug use are rampant, especially among informal settlements in the outskirts of the city. Youth have fallen prey to extremist groups who take advantage of disaffection and disillusionment to recruit them into the militia, creating a destabilizing effect.

Similarly the issue is no difference in Bosaso city where most of the youths who are employed have been caught in crime.

### **1.1.2 Theoretical Perspective**

The study is based on the Labour-Market Theory formulated by Mark Casson (1979). The theory of labor market posits the existence of a central market for labor, consisting of buyers and sellers in open competition with each other. The labor market is seen as functioning in the same way as other markets. The function of the labour market is to match people to jobs. It should be noted that, not all people are equally suitable for a given job, nor all jobs equally suitable for a given



person(Casson , 1979). So far as the suitability of a person for a job is concerned, there are certain individual characteristics which must be taken as fixed notably age, sex and ability, and some which can, at some cost, be changed- notably the individual's skills and place of residence. As such, in this model, the only difference between different workers' wages and conditions arise from individual differences in their human capital (skills, experience, or formal education) or tastes(Harald , 2006). On the other hand, so far as the suitability of a job for an individual is concerned, there are certain aspects of the job specification which are difficult to change such as the type of work to be done and the industry in which it is to be carried on(Casson , 1979).

On the basis of this theory, this study proposes that different job professionals work in completely different job markets. As such youths are likely to work in different markets. Some of the major dividing-lines that have been identified are occupational, geographical, and industrial. Occupational labor markets arise from the division of labor, increasing differentiation and specialization. The youth are unable to switch between occupations because they require different skills and extensive investment in training and qualifications. Geographical labor markets are also defined considering that neither employers nor youths can move to another location without acquiring considerable amount of costs. As a result, wages can remain higher in big cities as opposed to smaller cities. There are for example a vast number of unemployed young people in certain parts of Somalia as opposed to others primarily because of the demographics, is it a town, city or near to home. The youths also differ in their tastes and preferences for leisure time rather than work and for financial reasons rather than rewards. Their investment is their education, training, work skills, and experience. Any intervention in the labour market that distorts wage flexibility causes involuntary unemployment(Baah-Boateng, 2016).

### **1.1.3 Conceptual Perspective**

Unemployment describes the condition of people who are without jobs. The International Labor Organization (ILO) defines the unemployed as numbers of the economically active population who are without work but available for and seeking work, including people who have lost their jobs and those who have voluntarily left work (World bank, 1998). Also, Adebayo (1999) stated that unemployment exists when members of the labor force wish to work but cannot get jobs. Youth unemployment refers to the share of the labor force ages 15-24 without work but available for and seeking employment (World Bank, 2018).

Unemployment problem is very high in Somalia and according to the Bureau of Statistics in Somalia (2017), the unemployment rate for youth aged 14 to 29 is 67 percent—one of the highest rates in the world; women lose out more, with unemployment rates at 74%, compared to men at 61%. 40% of youths are actively looking for work, while 21% are neither working nor in school.

On the other hand, violent crime is defined as a crime in which the offender threatens to use violent force upon the victim (Oxford Research Group, 2012), this. This entails violence including robbery and kidnapping with and without arms. This is the commonest type of violent crime pervading the Somalia society in recent years. In Somalia crime rate has been reported to be very high and always increasing in most Somali societies. According to the OSAC, report there a lot of crimes being committed by youths in the country. The report mentioned that most of the unemployed youths will engage in crime as way of earning a living (OSAC,2017). In the Youth Lifestyles Survey of 12-30 year olds, almost half (57% of males and 37% of females) admitted to committing at least one of the 27 offences at some point in their lives. The report further argues that most of the youth crimes are committed by the unemployment.

The substantial size of the youth population is not matched by a corresponding understanding of their status and the socio-economic challenges they face. Unfortunately, there are limited records, statistical data and research into issues affecting young people, which make this national baseline survey report crucial. The weaknesses and scarcity of data sources can lead to misconceptions that fuel alarmism about threats posed by young people, which in turn may lead to official measures more geared towards punishment than capacity-building. This lack of information can also make it difficult to draw up or effectively strategize positive approaches towards youth development and progress by key stakeholders

as a social worker managing public relations is among our principles of promoting community development. Youths are part of community development and therefore making research on the causes of youth unemployment and why they indulge in crime is vital to social work. The study helped to get closer to people in different communities analyzing their way of living in addition social work intervention to words youth unemployment and crime sensitization of youth who

are unemployed and criminals on how get jobs and be able to stop criminality, providing counseling services, unemployment advocacy and lobbying among others.

#### **1.1.4 Contextual Perspective**

The rise in the number of educated youth has made labor market entry difficult due to increased competition among youth for limited available jobs. In developing countries as Adams (2007) explains youth education attainments have risen. This has brought changes in the labor market entry patterns in those countries. In every country youth display higher unemployment rates than adult. However, in the poor economic context young people face challenges to integrate in the labor market. This is mainly due to the persistent population growth that accompanies slow economic progress (Atchoarena, 2010).

The rate of unemployment is directly related to the rate of crime rate. One of the modern verities in today's political and policy terrain is the claim that unemployment causes crime, and more specifically that youth unemployment is a key factor in juvenile crime and delinquency (Ericson, 1991). In Australia as youth unemployment increased dramatically from the mid 1970s through the 1980s the media have been tireless in making the link between crime and unemployment.

Chiricos argued that a strong relationship existed between property crime and unemployment rates (Chiricos 1987: 187-211). In the early 1990s Europeans like Freeman and Soete indicated the 'unmistakable association' between crime and unemployment (Freeman & Soete 1994: 12). In the United Kingdom Dickinson claimed he could demonstrate a clear link for young males under 25 between rising unemployment and increased incidence of burglary (Dickinson 1994). Kirby argued that the single and most effective way to reduce British crime is to increase employment (Kirby 1994).

In Somalia the current educated youth unemployment is mainly due to the neoliberal policy that has cut public sector employment opportunities, the increased access to education accompanied with limited job opportunities and the undesirable attitude of young people about certain available jobs (Mains, 2007). This is also directly related to the rate of crime rate in the community. Youth attitude towards certain jobs was shaped by the

past school to work transition trends; that the government promises jobs for educated youth (Cole, 2007).

## **1.2 Statement of the Problem**

Somalia Bureau of Statistics Report (2015) reports that the rate of crime rate is high with a lot of cases of murder, theft, terror acts, domestic violence and among others and it is highly rampant among youths. Being unemployed for more than six months increases the likelihood of committing a violent crime by about 2 percent and raises the probability of committing theft by about 33 percent(Atchoarena, 2010). Unemployment is found to have a small and statistically significant effect on violent crime and a sizable effect on financially motivated crimes. Therefore countries like Somalia are fighting a lot to reduce the unemployment problem. Research further found out that most of the youths in crime are unemployed and therefore decide to engage in crime to earn a living. The bureau advised that the high rate of youth crime is due to the high rate of youth unemployment among other factors that lead to youth involvement in crime to earn a living. The government however has responded that in its two successive development plans where it has induced employment interventions for youth in Bosaso district through integrating TVET (Technical Vocational Educational Training) to the SME (Small Microfinance Enterprise) development, subsidizing the employment creation projects in integrated housing, construction and infrastructure development programs. However, despite these efforts in Bosaso, youth unemployment and crime remains widespread, particularly urban youth.

Furthermore, despite the numerous benefits associated with employment, a number of youths in Bosaso, remain unemployed forcing them into crimes. The unemployment rate for youth in Somalia is highest in the world with more than 66% having no jobs (Business Insider, 2016). However, recent studies estimate youth unemployment to be closer to 80 per cent or 90 per cent in Bosaso(Omar, Miriyagalla, & Osman, 2017). Bosaso city is currently facing an economic crisis and unemployment is one of the major challenges (Somalia Bureau of Statistics Report, 2015). Youth crime rate due to unemployment in urban areas, has become a topical issue in public discussions. Evidence suggests that perceived crime and unemployment is the biggest threat to social stability and peace. This study therefore sought to assess the causes of youth unemployment and its influence on the rate of crime

rate in Bosaso city.

### **1.3 Purpose of the study**

To assess the impact of youth unemployment on crime in Bosaso city, Somalia

### **1.4 Research objectives**

- 1) To analyze the causes of youth unemployment in Bosaso Somalia
- 2) To examine the nature of crime committed by youths in Bosaso Somalia.
- 3) To examine how youths unemployment leads to crime in Bosaso Somalia

### **1.5 Research Questions**

- 1) What are the causes of youth unemployment in Bosaso Somalia?
- 2) What is the nature of crime committed by youths in Bosaso Somalia?
- 3) How has youth unemployment led to crime in Bosaso Somalia?

### **1.6 Scope of the study**

#### **1.6.1 Content scope**

The focus of this study was on; the causes of youth unemployment, examining the nature of crimes committed by youth and examining the impact of youth unemployment on crime in Bosaso Somalia

#### **1.6.2 Geographical scope**

The study covered Bosaso city specifically New Bosaso and Biyokulule Divisions. These areas have been identified due to unprecedented increase in youth crime and also unemployment between 2010 and 2017(Omar, Miriyagalla, & Osman, 2017).Bosaso is a North Eastern business city on the Red Sea, 200 km from the capital Somalia.

#### **1.6.3 Time Scope**

The study covered the period as from 2010 to 2017 because this is the period youth unemployment started to take a central focus in Punt land government policy Formulation (SBS,2018).

#### **1.6.4 Theoretical Scope**

The study is based on the employment-crime theory by Mark Casson (1979).Cantor and Land (1985) relates unemployment and crime. According to this theory there have been two major

schools of thought regarding the unemployment-crime relationship, the first school focuses on the “supply of offenders” while the second school focuses on the “supply of victims.” Cantor and Land (1985) Economists have traditionally focused on explaining the economic behavior of potential offenders and the way they react to changes in economic conditions. One basic notion is that in order for an individual to maintain a certain standard of living during a period of unemployment he/she will become more likely to commit a criminal act. However, after being unable to fully substantiate their hypothesis that a positive relationship should exist between unemployment and crime a new school of thought developed. Sociologists and criminologists have recently begun studying how unemployment affects the supply of suitable victims. Higher unemployment rate is correlated with a wider decrease in production and consumption; therefore there is less new merchandise in the “market” to be stolen. As Cantor and Land (1985) note, a crime requires not just the supply of a motivated offender but also a suitable target.

### **1.8 Significance of the Study**

This study will provide knowledge about youth unemployment. The findings of the study would enable policy makers in Somalia to seriously address youth unemployment through improving education system, creating jobs and mainly ensuring stability in the country. Theoretically, the study will also prompt more researches in the area having contributed to literature related to Youth unemployment and serves as a reference for private and public schools.

### **1.9 Operational Definitions of Key Terms**

**Unemployment:** The ILO definition of unemployment that comprises three conditions: being without work, currently available for work, and actively seeking for work (Izzi, 2013).

**Youth:** Youth is a concept that describes the transitional period between childhood and adulthood. In this study, it shall refer to all persons aged 15-35.

**Crime** is violation of a law in which there is injury to the public or a member of the public and a term in jail or prison and/or a fine as possible penalties.

Unemployment and crime, in the context of social work practice are two issues that are related that is to say, unemployment to some extent causes crime. In Social work a person is meant to find employment to earn a living and support family and society, unemployment and crime are social problems affecting people to access their basic and require social work intervention

## CHAPTER TWO

### LITERATURE REVIEW

#### 2.0 Introduction

In this chapter, the researcher critically analyzes works of other people related to variables under study. The theoretical review constitutes the theory underlying youth unemployment and crime.

#### 2.1 Theoretical Review

Literature explains unemployment from different theoretical perspectives. Neoclassical economists view unemployment as voluntary because the labour market is deemed to be always in equilibrium based on the assumption of flexible wages and perfect market information (Baah-Boateng, 2016). An example of voluntary unemployment within the neoclassical framework is structural unemployment created by a mismatch between demand for labour and the skills of jobseekers, made obsolete by slow response to technological advancements. Frictional unemployment is seen as being caused by lack of labour market information, increasing the time that jobseekers take to locate and move into a new job and the time and resources that employers take to identify and recruit suitable workers to fill vacancies – failure to obtain the relevant information too is seen as having a voluntary component (Phelps, 1970; Stigler, 1962 in Baah-Boateng, 2016).

Clark & Summers (1982) stated that higher rates of youth unemployment can be explained in two ways: one is limited availability of jobs that makes job seekers remain unemployed for longer period of time and the other is the employment instability that moves young in and out of the labor market and treat them flow into unemployment. Most educated youth have experienced the former problem that calls for job creation policy for youth.

British economist, A.W. Phillips, in 1958 based on his good deal of research using historical data from the U.K. for about 100 years in which he arrived at the model that has become to be known as Philip's Curve (Pettinger, 2017). The theory states that with economic growth comes inflation, which in turn should lead to more jobs and less unemployment. The concept behind the Phillips curve states the change in unemployment within an economy has a predictable effect on price inflation. The inverse relationship between unemployment and inflation is depicted as a downward sloping, concave curve, with inflation on the Y-axis and unemployment on the X-axis (Pettinger, 2017). Increasing inflation decreases unemployment,

and vice versa. Alternatively, a focus on decreasing unemployment also increases inflation, and vice versa (Pettinger, 2017).

The relevance of Phillips Curve today in this present study, can be analyzed through the current economic climate. Many countries are weighing up how much importance they should give to reducing youth unemployment and inflation. Some have considered using monetary policies to achieve youth unemployment target and a willingness to accept higher inflation. They feel to tolerate inflation would lead to youth employment, and vice versa. This willingness to consider a higher inflation rate, suggest policy makers feel that the tradeoff of higher inflation is worth the benefit of lower unemployment (Pettinger, 2017). However, the theory does not make all countries to allow inflation. If we allow inflation to increase, inflationary pressures will become engrained, and monetary policy will lose credibility. The governments would be unwilling to tolerate higher inflations – even as a measure to reduce youth unemployment.

This study is based on the Labour-Market Theory formulated by Mark Casson (1979). The theory of labor market posits the existence of a central market for labor, consisting of buyers and sellers in open competition with each other. The labor market is seen as functioning in the same way as other markets. The function of the labour market is to match people to jobs. It should be noted that, not all people are equally suitable for a given job, nor all jobs equally suitable for a given person (Casson , 1979). So far as the suitability of a person for a job is concerned, there are certain individual characteristics which must be taken as fixed notably age, sex and ability, and some which can, at some cost, be changed- notably the individual's skills and place of residence. As such, in this model, the only difference between different workers' wages and conditions arise from individual differences in their human capital (skills, experience, or formal education) or tastes (Harald , 2006). On the other hand, so far as the suitability of a job for an individual is concerned, there are certain aspects of the job specification which are difficult to change such as the type of work to be done and the industry in which it is to be carried on (Casson , 1979).

Historically, there have been two major schools of thought regarding the unemployment-crime relationship, the first school focuses on the “supply of offenders” while the second school focuses on the “supply of victims.” Cantor and Land (1985) Economists have traditionally focused on explaining the economic behavior of potential offenders and the way they react to



changes in economic conditions. One basic notion is that in order for an individual to maintain a certain standard of living during a period of unemployment he/she will become more likely to commit a criminal act. However, after being unable to fully substantiate their hypothesis that a positive relationship should exist between unemployment and crime a new school of thought developed. Sociologists and criminologists have recently begun studying how unemployment affects the supply of suitable victims. Higher unemployment rate is correlated with a wider decrease in production and consumption; therefore there is less new merchandise in the “market” to be stolen. As Cantor and Land (1985) note, a crime requires not just the supply of a motivated offender but also a suitable target.

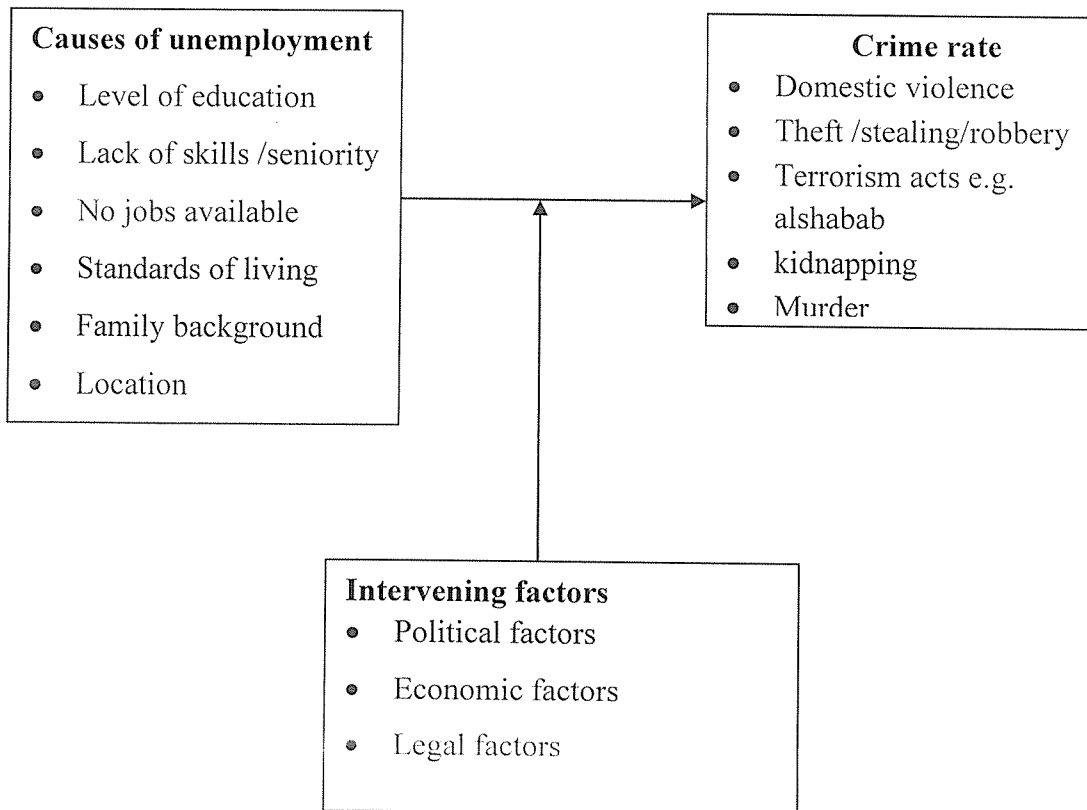
However the literature above does not effectively provide the relationship between unemployment and crime. According to research above, there is limited data on how unemployment causes the different crimes committed by the youths. This report established how unemployment causes crime and also provides the major cause of youth unemployment and major crimes committed by youths in Bosaso Somalia.

## 2.2 Conceptual Framework

The conceptual framework illustrates how variables in the study are conceptualized and related:

### Youth unemployment (IV)

### Crime (DV)



Source: Researcher made

The framework above explains the relationship between youth unemployment and crime rate. The framework defines the causes of youth unemployment including Level of education, Lack of skills /seniority, No jobs available, Standards of living, Family background and Location person and job opportunity (Martin, 2009). These factors cause unemployment which leads to many youths engaging in crime defined as Domestic violence, Theft /stealing/robbery, Terrorism acts e.g. alshabab, kidnapping and Murder. The framework further states that there are other factors that may make youth engage in crime which include but not limited to Political factors, Economic factors and Legal factors.

## **2.3 Related literature review**

### **2.3.1 Causes of youth unemployment**

A broad set of institutional factors preventing young people from entering the labour market or increasing their risk of becoming unemployed have been discussed by Dietrich (2001). These include lack of seniority, firm-specific human capital or labour market experience (Martin, 2009), as well as greater likelihood of working under short-term contracts and other forms of precarious employment (Marchand, 1999). In such circumstances, school-to-work or training-to-work transitions tend to take the form of a chain of temporary episodes of training, education, compulsory or voluntary military or civilian service, labour market schemes or other temporary activities, frequently within an institutional framework characterized by fixed entry dates, outside the market and oblivious to its requirements (Dietrich, 2003). Young people undergoing such a trajectory accumulate little experience of job search and do not develop a clear picture of what kind of job and/or what income they should be aiming for. Furthermore, young people tend to have fewer resources than older workers and in some countries a strong financial attachment to the family, which means that they are less mobile (Martin, 2009).

Unemployment and the unemployment rate are strongly connected to labour market participation. This applies in particular to young people below 25 years of age, a significant proportion of who have not yet entered the labour market. The entry patterns characterizing school-to-work transitions and the average age at which specific types of school-to-work transition are observed depend on qualifications and national systems of general and/or vocational education and training (OECD, 2010). The expansion of education in a given country increases the average age of new labour market entrants over time (Dietrich, 2005).

Rural Urban Migration: according to Adebayo (1999) rural urban migration is usually explained in terms of push-pull factors. The push factor includes the pressure resulting from man-land ratio in the rural areas and the existence of serious underemployment arising from the seasonal cycle of the lack of infrastructural facilities, which makes the rural life unattractive. Youths move to urban areas with the probability of securing lucrative employment in the industries. In addition, Alanana (2003) notes that, there is the concentration of social amenities in the urban centers which meant that the rural areas are neglected in the allocation of social and economic opportunities.

Lack of Steady and Sustainable Power Supply: Onifade, (2011), Identified that sustainable power supply/energy crises leads to firms depending on generators for their operation whose cost of buying, fueling and maintenance are high, thereby increasing the cost of operation, high and multiple levies and taxations paid by these companies, energy crises have combined to make the cost of doing business very exorbitant. When the industries and factories close shops or relocate to a friendlier economic environment, workers are laid off and prospect of recruiting new ones are dashed. All these exacerbate the crisis of youth unemployment in the labor market (Adeloye, 2010).

Corruption is another factor responsible for youth unemployment. According to Okafor (2010), Corruption robs the country of developing a vibrant economic base. Funds meant for development projects are misappropriated, diverted, or embezzled and stashed away in foreign banks, while some incompetent and corrupt bureaucrats and administrators in the public enterprise and parastatal liquidate these organizations. Ayinde (2008) noted that “The ruling (political) class failed because they replaced the vision, policy and strategy, which should be the thrust of every leadership with transactions (contract award and other mundane money-related activities), as each successive government took turns to prey on the nation’s wealth, by using public power, resources, good will, utilities, instrument of abuse, and personal gains”.

Low Standard of Education: Henrik (2006) has argued that most graduates in Africa do not possess the skills needed by the employers of labour for a formal employment. After all employers do not need people to pay or spend their money on but people that will help their organization grow and make more profit as the primary goal of every enterprise is to make profit. Often, this is attributed to the education system, with its liberal bias. Low opportunities for young graduates create problem of violence due to lack of job and idleness, because without job they will not be able to play a useful role in the society (Onno, 2011).

The Rapid Expansion of the Educational System: Utomi (2011) identified that the rapid expansion of the educational system which directly leads to increase in the supply of educated manpower above the corresponding demand for them, contributes to the problem of the youth unemployment.

Unemployment is rampant among youths because the government has not done enough to create jobs for youths. Most of the youths have never attended school and therefore cannot find jobs,

others who are educated lack enough experience to compete for the few jobs available. The greatest challenge in Somalia is political instability that makes the nation not to be a safe place to stay in.

### **2.3.2 Nature of crimes committed by youths**

Crimes are defined by criminal law, which refers to a body of federal and state rules that prohibit behavior the government deems harmful to society. If one engages in such behavior, they may be guilty of a crime and prosecuted in criminal court. In today's society, criminal behavior and criminal trials are highly publicized in the media and commonly the storyline in hit television shows and movies. As a result, people may consider themselves well-informed on the different types of crimes. However, the law can be quite complicated (Zimring, 1998).

Since the late 1980s, there has been growing concern about crimes committed by young people. News accounts of serious crimes committed by children and adolescents and criminologists' warnings of a coming tide of vicious juveniles—sometimes referred to as superpredators (Bennett et al., 1996) have encouraged a general belief that young people are increasingly violent and uncontrollable and that the response of the juvenile justice system has been inadequate. Reacting to evidence of increases in juvenile violence, state and federal legislators have proposed, and most states have passed, laws that make the juvenile system more punitive and that allow younger children and adolescents to be transferred to the adult system for a greater variety of offenses and in a greater variety of ways. Data about juvenile crime, in particular violent crime, and statistics about the size and characteristics of the juvenile population have played an important part in the policy debates (Zimring, 1998).

Are young people today actually committing more crimes than they did two decades ago? Are those crimes more violent? Are the trends the same or different for various offenses? Do those trends differ from trends in adult crime rates? How much of juvenile crime is concentrated in the nation's inner cities and among disadvantaged minorities? Because this type of information influences attitudes and government policy, it is important to have accurate answers to these questions. This chapter discusses the sources of data available for studying delinquency as well as the weaknesses of those data sources, summarizes what is known about the trends in

delinquency over the past several decades, and considers what forecasts can be made about juvenile crime.

The concern in recent years over juvenile crime has centered on violent crime. Indeed, it appears that there was a significant upswing in violence among juveniles and adults. Beginning in the mid- to late 1980s, there was a large increase in arrests for violent crimes not only among juveniles (10- to 17-year-olds), but also among adults ages 18 to 24 and 25 to 34. Arrests for violent crimes of those 35 and older also increased, but more gradually and not nearly as much as for the younger groups. Since the mid-1990s, arrest rates for violent crimes have dropped dramatically for all age groups and are approaching the rates of the early 1980s. Victim reports of violent crimes in which the perpetrator was thought to be under the age of 18 show somewhat different trends, although both indicate increases beginning in the late 1980s through the early 1990s and declines at the end of the century (Sickmund et al., 1997).

The increase in homicide victimization and commission was particularly pronounced among young black males. Cook and Laub (1998) note that the increase in the black juvenile homicide rate began about three years earlier than that of white juveniles, and it was greater both proportionally and in absolute count. Homicides by juveniles were also concentrated geographically, with one-quarter of known juvenile offenders in 1995 coming from just five counties—those containing Los Angeles, Chicago, Houston, Detroit, and New York City. The vast majority of counties (84 percent in 1995) reported no known juvenile homicide offenders (Sickmund et al., 1997)

Property crimes make up the majority of juvenile offending. In contrast to the trends for violent crimes, index property crime arrest rates have remained fairly constant for juveniles. Victims report a 60 percent decrease in all property crimes between 1973 and 1998 (Guterman, Simeon L. 1990). . Because there is no victim report information on perpetrators of property crimes, it is impossible to tell whether the decline was attributable to a decrease in offenses by juveniles, by adults, or by both. Self-report trends on property crimes by juveniles vary depending on type of behavior. Self-reports of taking something worth less than \$50 has remained relatively stable since 1982, similar to arrest rates. In contrast to the stability in arrest rates, self-reports of other property crimes by juveniles have increased. Since 1992 the rate of

damaging school property has been 10 to 20 percent higher than the 1982 rate (Guterman, Simeon L. 1990). Taking a car without permission has fluctuated a good deal since 1982, but has been consistently higher than the 1982 rate. Taking something worth more than \$50 has increased since 1982, peaking in 1997 at 1.9 times the 1982 rate. The two questions from the Monitoring the Future survey that do not reflect inflation about automobile theft and damage to school property do not show the magnitude of increase shown for theft of property worth more than \$50. Thus, it is possible that the increase in stealing items worth more than \$50 is at least partially explained by inflation (Guterman, Simeon L. 1990).

The availability of data on self-reported drug use provides an interesting comparison to arrest data for drug offenses. National surveys of high school students in particular, Monitoring the Future have collected information on self-reported drug use since the mid-1970s( Jakob-Chien, 1998)...Use began rising again in 1993, but still remained lower than the rates in the late 1970s. Arrest rates for drug offenses, however, dramatically increased beginning in 1993, to a rate in 1997 that was 67 percent higher than 1975 arrest rates. It should be noted that drug arrests and self-reported drug use may be measuring different activities. Arrests can be for actions other than drug use, such as possession or sales. Drug use and drug sales may be correlated, however (Huizinga and Jakob-Chien, 1998).

State laws may further divide the categories of crimes into subcategories. For example, Offenses against the Person may be divided into the categories of “Violent Crimes” and “Non-Violent Crimes”. Some states also place sexual crimes in their own category. These categories are also developed for the purpose of sentencing (Huizinga and Jakob-Chien, 1998). Finally, crimes can also be divided according to criminal intent. The major intent categories are General Intent Crimes and Specific Intent Crimes. These labels refer to the state of mind that a defendant must have in order to be found guilty of a crime. This is a difficult concept to master, but can be very important to your defense if you are charged with a crime *Michael (1989)*.

### 2.3.2 Effects of unemployment on crime among the youth

One of the modern verities in today's political and policy terrain is the claim that unemployment causes crime, and more specifically that youth unemployment is a key factor in juvenile crime and delinquency. In Australia as youth unemployment increased dramatically from the mid 1970s through the 1980s the media have been tireless in making the link between crime and unemployment. Readers of the Age have got used to reading headlines like 'Warning on Jobless Crime' with reports from 'criminologists' claiming that: Our fear ... is ... two or three decades of continued relegation of more than 300,000 Australians to long term unemployment may put us at risk of crime problems closer to the US ... (Herald-Sun 1994). The article went on to draw a direct causal connection for readers between joblessness and murder. Less than 33% of convicted murderers in 1991 were in paid jobs at the time they killed' (Herald-Sun 1994). Typical were such reports that claimed that, 'As local youth unemployment escalates ... crime is becoming a simpler more effective life alternative for a legion of kids' (Herald-Sun 1989). Reportedly this growing number of young people, when 'provoked', 'quickly' turn 'mindlessly violent'.

Unemployment accounts for most of the social crimes perpetrated by youth in the Nigerian society today. The accelerating level of prostitution, armed robbery, rape and all facets of violence can largely be attributed to the incidence of unemployment (Eze, 2012). The author noted that an examination of most of the apprehended criminals show that a large number of youth that engage in criminal activities are those without gainful employment. Some of them are those who have the potentials for gainful employment but have been denied such opportunity. She states emphatically that unemployment then can be seen as one of the core causes of the rising level of social disorder and insecurity permeating the entire country of Nigeria.

Ajaegbu (2012) also noted that the rise in violent crime such as (robbery, kidnapping, thuggery, terrorism among others), committed by the youth is a sign of 'gap' in the society. According to him, the society already has expectations for individuals and established means of achieving them. However, when the means are limited as the youth unemployment is 46.5% in 2011 (Sanusi, 2012), people are forced to achieve the goals through illegal means to fulfill societal expectations. Kidnappings have become a very lucrative business as perceived by those who engage on it across the country. The unemployed youth are available for recruitment into various terrible gangs including political thuggery.



According to Ajufo (2013), desperation as a result of unemployment can drive many people into living outside the law in order to survive and as a means of expressing dissatisfaction for the apparent neglect of their very existence. She noted further that the negative consequences include poverty, psychological problems, and all manner of criminal behaviors causing general insecurity of life and businesses across the nation.

Okonkwo (2005) observed that crime may be a consequence of unemployment, but it is also an additional factor causing youth unemployment through its negative effects on the economy. He pointed out that crime affects the economy through a number of channels/ways. First, it increases the cost of doing business for the private sector and in providing public services as it has become necessary that armed guards must be hired for protection of life while on duty. Second, resources which would otherwise have been invested in increasing output and funding of education, health programmes and in the provision of other essential services are diverted into crime prevention and procurement of relief materials for the displaced persons. Finally, the increase in crime rates has scared away foreign and local investors and substantially limited the rate of business expansion across the country (Economic Commission for Africa, 2010).

Bell (2009) notes that, volatility of local economies in an era of recurrent global economic crises, the vulnerable position of youth within labor markets may become more solidified as they are often not the priority in the agendas of policy makers. Recent studies of the effects of the 2008 crisis and studies of prior crises have shown that youth have been adversely affected and much more so than adults; the effects have been very severe and long lasting (Verick, 2009).

Job Insecurity also presents itself as an effect. Job security is the panacea for any meaningful socio-economic activities which has not been fully understood and integrated in our scheme of things. The South African White Paper on Defense (1996) defined job security as an all-encompassing condition in which individual citizen lives in freedom, peace and safety, participate fully in the process of governance, enjoy the protection of fundamental rights, have access to resources and the basic necessities of life, and inhabit an environment which is not detrimental to their health and well-being (Oyebede, 2003).

## **2.4 Gaps in the literature**

The literature reviewed in this section as indicated has some few gaps which require to be addressed in this study. The most significant gap is geographical. There is literally no study which is able to show youth and unemployment in Somalia or Bosaso City. The government of Somalia has not fully implemented strong strategies to fight crime and unemployment. The available anti-drug laws are weak this explains why crime is rampant. Most of the studies were in fact conducted outside Somalia and can thus not be reliable to explain the situation in Bosaso. Unemployment problem and crime has been in Somalia since the birth of the nation and has always been increasing and today crime and unemployment are rampant. Some of the studies are slowly becoming obsolete due to the time gap between the time they were conducted and now. There is the need, therefore, to ensure that the information is replenished with new and more reliable one from more recent evidence. Few studies deal with the topic of the study as it has been conceptualized in this context; the causes of unemployment among the youth, the effects of unemployment among the youth and ways of combating unemployment among the youth. Some are touching on some of the elements encompassed herein while leaving out some of these aspects of both youth unemployment and crime.

## **2.5 Research Hypothesis**

H<sub>1</sub> there is a relationship between crime and unemployment in Bosaso Somalia. The hypothesis was tested using Pearson Correlation carried out to establish the relationship between youths unemployment and crime rate. The Findings showed that crime and youth Unemployment are related.

## **CHAPTER THREE**

### **METHODOLOGY**

#### **3.0 Introduction**

This section dealt with how the study is going to be conducted and in that case it specifies the design, population, sample, research instruments, and data control techniques, data gathering procedures, data analysis, ethical considerations, and study limitations.

#### **3.1 Research Design**

This study adopted a cross-sectional survey design (Lavrakas, 2008). It employed the quantitative approach in that it was partly based on variables with numbers and analyzed with statistical procedures. It also employed a qualitative approach because it aims at obtaining data expressed in non-numerical terms. A cross-sectional survey design strategy was adopted because it seeks to gather data from the study population at one point in time and in so doing, pertinent data was collected from all respondents once and for all to reduce on time and costs involved.

#### **3.2 Study Area**

The study was carried out in Bosaso. Bosaso is a city in the north eastern Bari province (Gobol) of Somalia. Bosaso is situated in north-eastern Somalia, on the Gulf of Aden coast. Nearby settlements include to the east Rehiss (2.0 nm), to the northeast Mareroo (7.5 nm), to the west Baalade (1.9 nm), to the southwest Laas Geel (8.8 nm), to the south Lasgoriga (11.2 nm), and to the southeast El Dhurre (19.5 nm). The city serves as the region's commercial capital and is a major seaport within the autonomous Puntland state. Bosaso, has an estimated population of youths of 44,572 (Omar, Miriyagalla, & Osman, 2017). However, this study was carried out in two divisions that is New Bosaso and Biyokulule.

#### **3.3 Study Population**

The population identified for the study was 44,572 youths in Bosaso. However, the target population of 2,489 youths from New Bosaso and Biyokulule districts was utilized for the study (Altai, 2016). These are areas where youth employment programs have been widely conducted. Based on the study conducted by (Altai, 2016) in Mogadishu Somalia, concerning youth and employment, this current study proposes to use an accessible population of 150 youths.

### 3.4 Sample Size

Given that the population of youth in New Bosaso and Biyokulule district is 2,489, the quantitative sample was determined using table by Israel (1992) p.3. Based on this table and a precision of  $\pm 5\%$ , and taking into account the population of 2,489, the sample was determined by

averaging samples between 100 and 118. There were  $\frac{100+118}{2} = 109$

**Table 3.1: Qualitative population and sample size summary**

Category	Population	Sample	Sampling Technique	Data Collection Instrument
Local Leaders & Policy makers	40	10	Purposive sampling	Interview guide
Government	20	5	Purposive sampling	Interview guide
Youths	158	94	Random sampling	Questionnaire
<b>Total</b>	<b>218</b>	<b>109</b>		

*Source: Primary data, 2018*

### 3.5 Sampling Procedure

The researcher utilized two sampling techniques namely; Purposive which was used to select Government policy makers and local leaders to participate in the study to whom an interview instrument was applied to collect data. On the other hand, simple random technique was applied to select the youths of which a questionnaire was used to collect data.

### 3.6 Sources of data

The study used two sources of data that is to say primary data and secondary data.

#### 3.6.1 Primary Data

This was the data collected from first hand encounters with respondents. The interview guide was used to collect qualitative data and a questionnaire to collect quantitative data from the sampled youth. The researcher purposes to use primary data as the main data source of this study.

### **3.6.2 Secondary Data**

This data source was based on review of existing phenomena in the research area which formed the research baseline data. These included studies on youth employment, youth employment policies, reports and others and Bosaso and Somalia at large. The findings from the primary data were compared to existing data to draw parallels or divergence.

## **3.7 Research methods and instruments**

The study used two main research instruments namely the questionnaire and interview guide

### **3.7.1 Survey Questionnaire**

Data collections among the youths were carried through survey questionnaires. The questionnaires were in four parts which were demographic characteristics of respondents, causes; effects of unemployment; and how youths overcome the vice of unemployment. These questionnaires had sections for the respondents to fill. They had a multiple choice design to simplify information gathering. The questionnaire was used to gather quantitative data from youths. Questionnaire were used because they are reliable and from the targeted respondents. They are also easy to interpret and easily edited for the purpose of making final decisions.

### **3.7.2 Key informant Interviews**

The research also utilized key interviews. Key informant interviews were used to gather qualitative data from technical officials and youth leaders. A total of 14 interviews were conducted to collect data from these key informants. Interview guide helped in collection separate individual opinions and also access data from people who may not have time to fill questionnaires.

## **3.8 Validity and Reliability**

### **3.8.1 Validity of the research instruments**

Validity refers to the degree to which evidence and theory support the interpretation of test scores entitled by use of tests. The validity of the instrument is the extent to which it does measure what is supposed to measure. Validity is the accuracy of meaningfulness of inferences, which are based on research results. To ensure validity and reliability, the questionnaires were subjected to a pre-test before going to the field. The researcher used triangulation methodology to collect data this increases the accuracy of the information elicited from the respondents. The test retest method will be used to attain the valid research instrument.

### **3.8.2 Reliability of the instruments**

Reliability is concerned with consistency, dependability or stability of a test. Reliability indicates the stability and consistency with which the data collection instrument measures the concept. Data will be collected during the pilot study and analyzed to validate the instruments of data collection and ensure consistency and accuracy during the study. In this study, the reliability of the research instrument was improved through the use of the split-half reliability procedure where the researcher administered the entire instrument to a sample of respondents during the pilot testing and was calculated using the total score for each randomly divided half i.e. odd and even numbered items of the questionnaire. The test re-test technique was used to estimate the reliability of the instrument. This involved administering the same test twice to the same group of respondents who have been identified for this purpose.

### **3.9 Procedure**

#### **3.9.1 Before the administration of the questionnaires/ interview**

An introduction letter was obtained from the College of Higher Degrees and Research for the researcher to solicit approval to conduct the study in Bosaso. When approved, the researcher secured a list of the eligible respondents from the authorities in charge and select using simple random sampling from this list to arrive at the minimum sample size. The respondents were explained to about the study and were requested to sign the Informed Consent Form. The researcher produced more than enough questionnaires for distribution and interview guides for use. The researcher selected research assistants who assisted the researcher in the data collection; they were then briefed and oriented in order for them to be consistent in administering the questionnaires.

#### **3.9.2 During the administration of the questionnaires/ interview**

The respondents were requested to answer completely and not to leave any part of the questionnaires unanswered. The researcher and assistants emphasized retrieval of the questionnaires within six days from the date of distribution. On retrieval, all returned questionnaires were checked if all have been answered. On the other hand the researcher shall rate the responses got from the interview and note key items.

### **3.9.3 After the administration of the questionnaires/ interview**

The data gathered was collated, encoded into the computer and statistically treated using the Statistical Package for Social Sciences (SPSS), but the interview responses were analyzed by the researcher, summarized and organized to be used with questionnaire responses.

### **3.10 Data Analysis**

The researcher used quantitative and qualitative styles of data analysis. The quantitative analysis was through use of the results gathered from questionnaires for completeness and accuracy. After collection of the data, various methods and computer programs such as SPSS, Excel, was used to process and analyze it. This included editing of the data given by different respondents and coding and tabulation. Qualitative data was analyzed through content analysis.

### **3.11 Ethical Considerations**

Before the study, the researcher sought clearance from the Directorate of associate studies at KIU also got permission from the divisional administration. The respondent's permission also sought before introducing the subject of the research study. The respondents will also be made to know that they are free to show up for or turn down the invitation if they wished so. At unit level, permission was sought for and at all levels assurances was given for privacy and confidentiality. The purpose of the study was explained to the concerned persons at all levels to keep them informed about the study.

### **3.12 Limitation of the study**

Accessing data was a problem since many respondents may doubt the confidentiality of research project. An introductory letter however was used to persuade the respondent that the research is purely academic.

Convincing the respondents to respond to the questionnaire was not easy. This however was overcome through hard effort by the interviewer to convince them that the outcome of the study will be beneficial to the community.

It was hard to find the right respondents willing to provide accurate required information concerning their lives since the study involves the need for some vital information concerning their lives. This was however solved by being persistent and use of the best approach to respondents.

## CHAPTER FOUR

### PRESENTATION AND INTERPRETATION OF FINDINGS

#### 4.0 Introduction

This chapter presents the findings of the study based on the study objectives which focused on the causes of youth unemployment, to examine the nature of crime committed by youths in and to examine how youths unemployment leads to crime in Bosaso, Somalia

#### 4.1 Demographic characteristics of respondents

The study found out respondents' biographic data based on their sex, age, education level, marital status and time spent in the community and experience. Respondents were asked to provide this information on the questionnaires distributed to them and their responses are summarized in the table 4.1 below;

**Table 4. 1: Demographic characteristics of Respondents**

Category	Frequency	Percentage
<b>Sex</b>		
Male	69	63.3
Female	40	36.7
<b>Age</b>		
Below (18)	-	0
(18-30)	80	73.4
(30-35)	29	26.6
<b>Education level</b>		
Primary	18	16.5
Secondary	22	20.2
Diploma	35	32.1
Degree	25	22.9
Masters	9	8.3
<b>Marital status</b>		
Married	55	50.5
Single	15	13.8
Divorced	10	9.10
Widow	29	26.6
<b>Time spent in the community</b>		
Less than 2 year	20	18.3
Above 2 Years	50	45.9
Above 5 Years	39	35.8



Category	Frequency	Percentage
<b>Employment status</b>		
Employed	32	29.4
Un employed	77	70.6
<b>Major source of income</b>		
Retail business	20	18.3
Farming	30	27.5
Paid salary	24	22
Casual labour	35	32.2
<b>Total</b>	<b>109</b>	<b>100</b>

**Source:** Primary Data, (2018)

Table 4.1 indicates that the majority (63.3%) of the youth respondents were males and only (36.7%) were females. Unlike other similar studies where the number of participants tend to be higher among females, this study had more male participants perhaps owing to the fact that the targeted population were youths in Bosaso who amongst their populations males are higher in numbers (SBS,2016).

Results further showed that (73.4%) of the respondents were age d 18-30, followed by (26.6%) in the age bracket of 30-35. None of the respondents was aged below 18 years implying that all participates were mature enough to give reasonable ideas on the study variables. Secondly the study was focusing on mainly the youths and according to the Somalis constitution, a people between the age of 18-45 years are considered to be youths.

Regarding education levels, findings indicated that (16.5%) of the respondents were primary school drop outs, (20.2%) secondary school drop outs while (36.6%) and (11.9%) were diploma and degree holders respectively and only 10.9% of the participants were from post graduate studies. To this, much as a significant number of respondents were primary school drop-outs, they could read, understand and write. Secondly, among the categories of the study targeted population were representatives on official duties i.e. local government officials, representatives from UNHCR, local politicians who by requirement are expected to have a minimum education qualification. These groups of the respondents were important for the study because they are the policy managers and technical personnel in the field of this study. With this, the responses were taken valid because all respondents could read and understand the questionnaires.

Majority of the respondents (50.5%) were married, (13.8%) were single, (9.17%) were divorced and (26.6%) were widows. These results showed most of the youths are married since most of them lack what to do and therefore get married. The findings also showed that most of the people are widows due as a result of conflicts that have been in the country for years leading to loss of lives to many people.

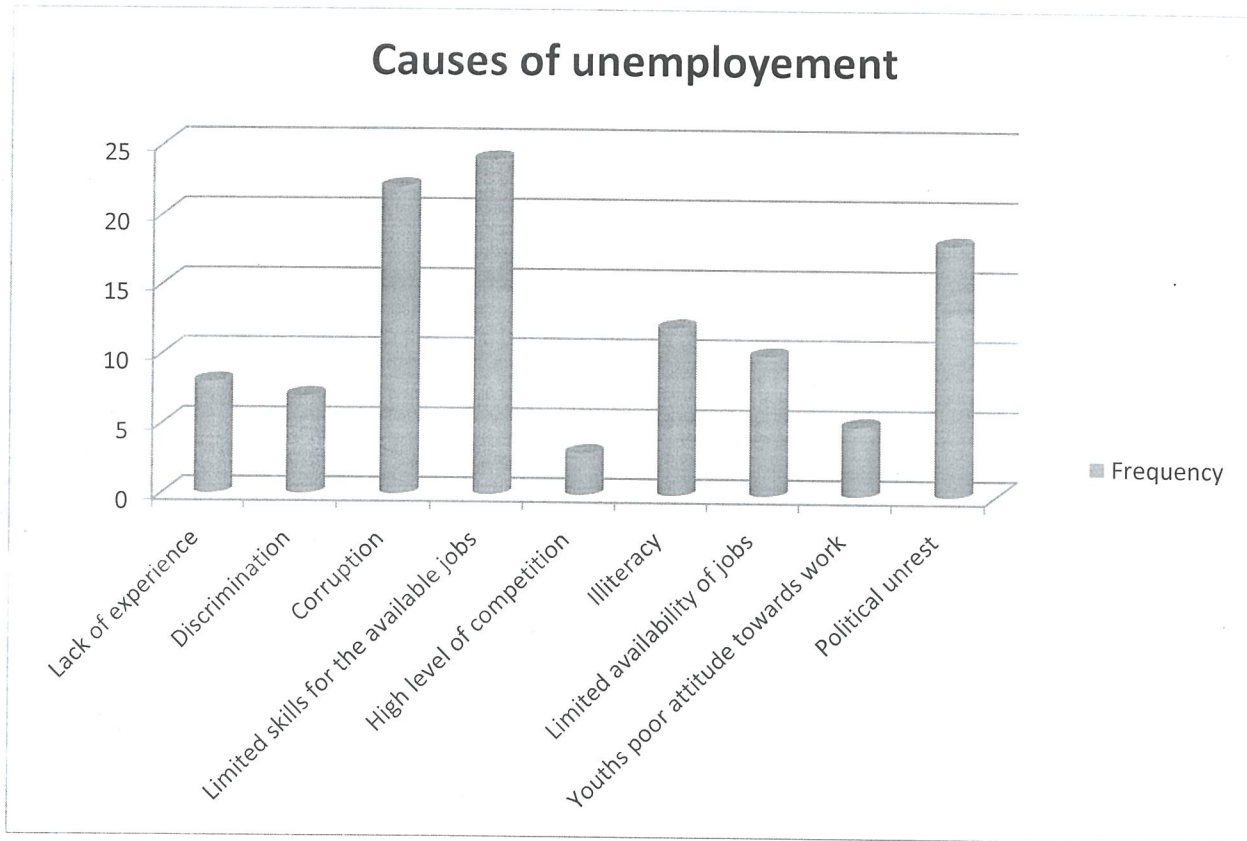
Concerning the time the responses had spent in the community. The findings indicated that 18.3% had spent less than 2 years in the community, 45.9% above 2 years while 35.8% had spent above 5 years in community. These results show that the respondents had spent enough time in the community and therefore have enough knowledge on the community and the rate of unemployment. Majority of the youths respondents (70%) were unemployed. This implies that such a big percentage contribute to high rate of youth crime in Somalia Bosaso city. The minority of the respondents (30%) were employed. The study therefore mainly involved the youths and the employed groups were the officials and leaders in the community and a few self-employed youths. The study also sought information regarding the nature of employment or jobs carried out in Bosaso.

The findings regarding the nature of income generation activities in Bosaso showed that majority of the respondents reported that casual labour was a the major source of income in the region (35%). Most of the people are casual workers they get jobs by chance and these are not full time jobs, 30% of the respondents reported that some people are in framing mainly practicing fish framing while only 25% are full employees receiving monthly salaries. These findings indicate that the rate of unemployment is very high in the region.

#### **4.2 Causes of youth unemployment in Bosaso Somalia.**

As earlier stated, the rate of unemployment in Somalia is high with thousands of youth lacking what to do. The country has been characterized with conflicts and unstable life that has left many in a situation where one cannot help each other. This study sought information regarding the causes of unemployment in Bosaso, Somalia. From the analysis from figure 4.2, it was established that the unemployment in Bosaso is very high and there are number reasons for its existence that are presented in the figure below.

**Figure 4.2 The causes of youth unemployment in Bosaso Somalia**



**Source primary data, 2018**

The highest cause of unemployment is limited skills among youths (22%). The respondents reported that having limited skills for the available jobs is a major causes of unemployment among youths Most of the youths have not hard enough education to equip them with relevant skills to work in organizations. The responses on whether illiteracy was the cause of unemployment among youths in Bosaso scored 3% .The level of educations has got a high impact towards the job opportunities available for a person.

*“Because of being an orphan at 2 years due to the terrorism attack that took my family, I have struggled my entire life, I failed to attain enough education due to lack of resources and today am struggling to get a job but because am not qualified enough, have failed to get a job and am living a poor standard of living”*

The respondents (7.3%) reported that the issue of lack of experience among youths is the main cause of unemployment. The findings indicated that most of youths don’t have experience since



many have never had a chance of working in any organization and having enough level of education.

*“I hold a diploma in business management but I have failed to get a job because I lack experience and I have therefore been unemployed since 2016 to date because of lack of experience”*

On findings regarding the issue of discrimination in terms of gender, culture, tribe among others being one of the reasons explaining the causes of unemployment in among youths, the results showed that (6.4%) which was interpreted as low impact. Bosaso is a town in Somalia a country characterized with one tribe and one major religion, therefore cases of discrimination in culture and religion are not evident however the respondents who reported this focused on gender discrimination among women.

*“In this town women are not allowed to work, they are still taken as home keepers. We are discriminated as women and therefore most of the girls are unemployed”*

*“I have been discriminated because of my age therefore am still unemployed yet I hold a diploma”*

Such forms of discrimination have highly increased the rate unemployment in Bosaso. Most of the jobs are given to those with experience, better education and mostly the males.

The findings on whether Corruption in the organizations with employment opportunities was one of the cause of unemployment among youths was selected by (20.2%). While Somalia is an Islamic nation that does not support corruption the behavior is visible in some areas of operation which explains the high un employment.

High level of competition for the few available jobs in Bosaso was presented as one of the main reason as to why many youths remain un employed (11%). There many people lacking jobs and chasing the few available jobs in the community. Therefore more strategies need to be put forth to establish or create more job opportunities. Respondents further agreed that Limited availability of jobs in the nation (9%). The nation has lived in conflicts and instability.

The youth leader in Bosaso reported that the youths in the region are lacking jobs because of competition. “ *we are very many unemployed youths chasing a few jobs. The country has not done enough to create enough job opportunities for us as youths*”

Political unrest in the country have threatened development leading to limited level of economic development and availability of job opportunities (4.5%). The respondents however reported that poor youth attitudes towards work and laziness don't explain the main cause of unemployment (16.5%). The respondents reported that the youth in region are very enthusiastic and therefore love to work and always move around looking for what to do. Unemployment occurs when people are without jobs and they have actively looked for work within the past four weeks. The unemployment rate is a measure of the prevalence of unemployment and it is calculated as a percentage by dividing the number of unemployed individuals by all individuals currently in the labour force (the International Labour Organization).

*“We love to work but we don't have work to do. We have always struggled to find what to do but jobs are very scarce coupled with the political instabilities, it has been hard for us to start businesses and sustain it”.*

#### 4.2.1 Cross tabulation for the causes of unemployment.

A cross tabulation analysis was carried out to establish the relationship between causes of unemployment and demographic characteristics of respondents that is to say, gender, age, education, marital status.

**Table 4.2: The Analysis Of Variance between causes of unemployment and Demographic Characteristics of the Respondents**

Variables	1	2	3	4	5
Gender [1]	1				
Education [3]	.973**	.974**	1		
Marital status [4]	.943**	.969**	.941**	1	
Cause of unemployment [5]	.824**	.744**	.901**	.408**	1

\*\* . Correlation is significant at the 0.01 level (2-tailed).

**Source Primary Data, 2018**

Table 4.2 revealed a strong, significant and positive correlation between gender and the level of unemployment among youths ( $r=.824^{**}$ ,  $p<.01$ ). This indicates that the level of unemployment differs between males and females.

Table 4.2 also revealed a strong, significant and positive correlation between age and cause of unemployment ( $r=.744^{**}$ ,  $p<.01$ ). This confirms that most of the youths are unemployed than the elders.

According to the findings, there is a strong relationship between education and unemployment ( $r=.901^{**}$ ,  $p<.01$ ).the educated tend to find what to do easily than the uneducated.

Table 4.2 revealed a poor relationship between marital status and unemployment ( $r=.408^{**}$ ,  $p<.01$ ). This indicates that marital status does not have a direct effect on unemployment.

#### 4.3 Nature of crimes committed by youths in Bosaso

This study looked at the nature of crimes committed by youth in Bosaso. This was based on the fact that most of the crimes in Bosaso are committed by youth. The different forms of crimes were reported by the respondents as presented in the table below.

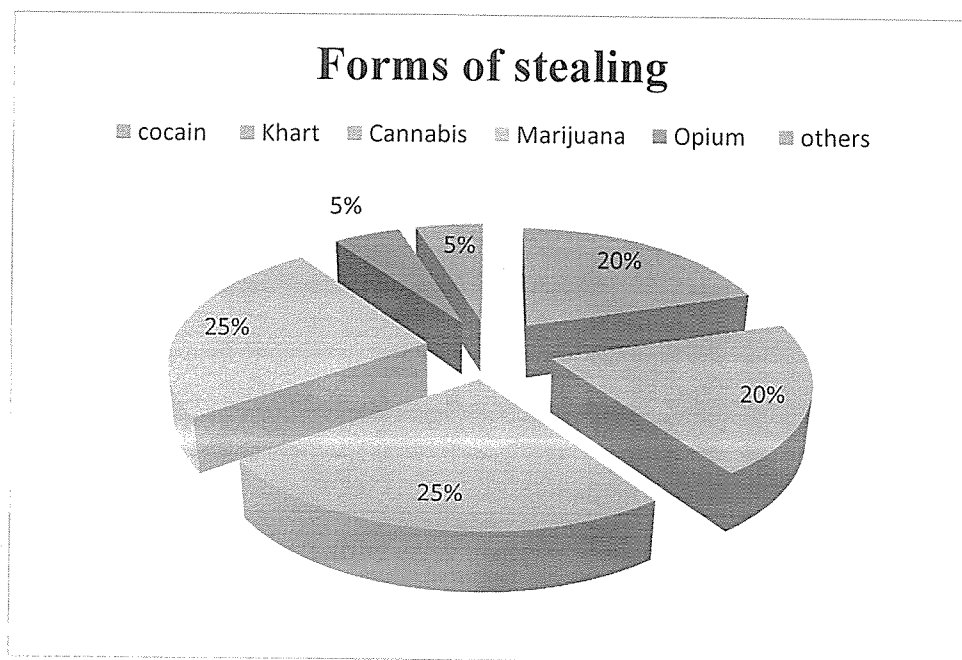
**Table 4.3. Nature of crimes committed by youths in Bosaso**

Crime	Frequency	Percentage
Stealing/robbery/theft	35	32
Terrorism	20	18.
Kidnapping	17	16
Drug Abuse	23	21
Domestic violence	14	13
<b>Total</b>	<b>109</b>	<b>100</b>

**Source Primary Data, 2018**

According to the finding in table above, majority of the respondents 33% reported that stealing is very high among youths in Bosaso. 21% of the respondents reported that majority of the youths have engaged in drug abuse mainly Khart and Cannabis, Cocain among other drugs. 18% of the respondents reported that the youths have engaged in Terrorist activities this was based on the evidence of Alshab a terror group characterized by mainly youths. 13% of the respondents reported that domestic violence involving rape has increased among youths in Bosaso.

**Figure 4.3 Forms of stealing**

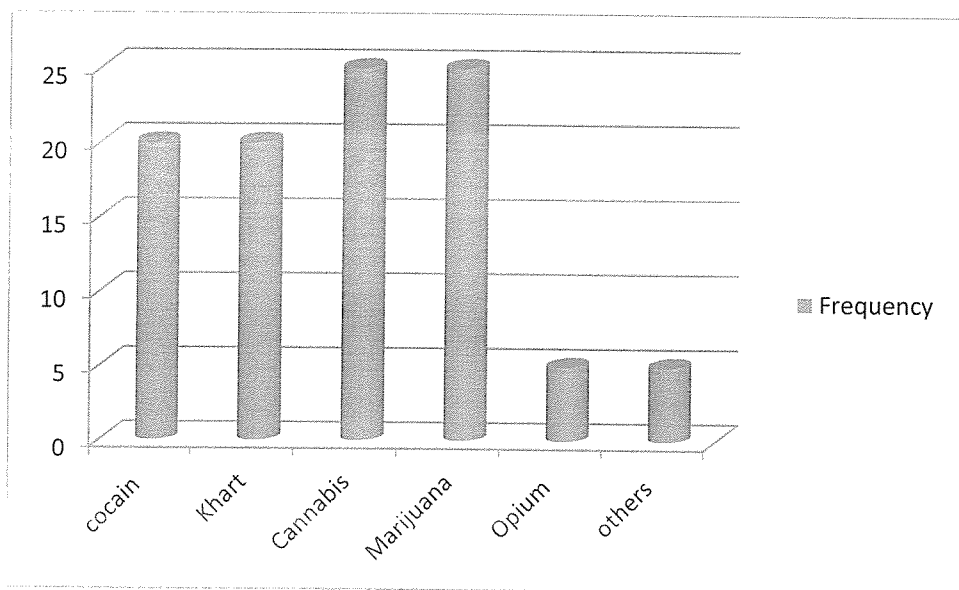


**Source Primary Data, 2018**

Respondents provided their opinion regarding the forms of stealing or theft youth involve in. majority of the respondents reported that youth engage a lot in stealing money 35%. 25% reported that youth break in houses of people and steal whichever thing they find. 20% of the respondents reported that youth engage in highway robberies where they steal all they find with people. Other respondents reported phones 9%, 6% reported machinery / equipment and 5% steal cars.

*“I once engaged in stealing of money in the market from a person who had come to buy products. I had nothing to eat and I therefore decided to steal money so that I can survive. I believe that that lack of what to do or being unemployed is the reason as to why I became a thief at a very young age”.*

*“Youth have always waited for people along highways at night and made road blocks. I was involved in an incidence where I was in a taxi traveling to Mogadishu and we were stopped by a group of youths who were armed and took all that we had”.*



**Figure 4.4. Nature of crimes committed by youths in Bosaso**

Cannabis and marijuana are the highly most taken drugs by youths in Bosasao 25%. 20% of the respondents take Khart, more 20% take cocaine others take Opium 5%. These drugs have always affected youths making them involve in false and unethical acts including crime.

*“Some of the youths have run crazy due to drugs and today they are mad people living in the trenches and streets of Bosaso. They also engage in crime to get what to eat, they engage in pickpocketing, drugging people bags among others”*

*“I was using khart, but I almost lost life because I became crazy until I was taken to a health centre where I got help. I personally suggest that it was because of the peer groups and lack of what to do or being unemployed”.*

**Table 4.4 Crimes committed during terrorism**

Crime	Percentage
Killing	70%
Theft	30%
<b>Total</b>	<b>100</b>

**Source Primary Data, 2018**



Most of the terrorism act involves massive killing of people/ loss of lives as reported by 70%. The respondents added that theft is also rampant during cases of terror attacks 30%. During terror attacks there are lot of cases of routing, theft and displacements as people try to run for their lives.

#### 4.4 Effects of youth unemployment on crime

There was research regarding the impact of youth unemployment on crime. This was based on the assumption that most of the crimes committed in Bosaso involve Youths. The respondents provided their opinions which are presented in the table below.

**Table 4.5 Effects of youth unemployment on crime**

Response	Freq	Percentage
Lack of employment opportunities is the reason that youth take to violent crimes.	22	20
Any educated youth who cannot find legitimated job would be available for any kind of illicit jobs.	6	5
Frustration produces aggression at individual, group societal levels.	9	8
Unemployment problems have produced the army of idle hands who are justifiably punishing the society that failed to provide for them	11	10
Lack of education and the attendant lack of opportunities in a high male youth population is a breeding ground for terrorism	13	12
Majority of the youths do not possess employable skills therefore it is easier to engage on other means of earning a living no matter how illicit.	10	9
Due to lack of what to do youth decide to engage in crime.	12	11
Need for money and a source of living causes crime	26	25
<b>Total</b>	<b>109</b>	<b>100</b>

**Source Primary Data, 2018**

The findings above showed that respondents agree that unemployment among youth is highly responsible for the rate of crime rate in Bosaso. According to the findings Lack of employment opportunities is the reason that youth take to violent crimes selected by 20(22%) of the respondents. According to the respondents many youths that are unemployed decide to engage in crimes to earn a living. There are a number of cases reported including rape, kidnapping and killings according to Bosaso district officer.

*“Because I don’t have what to do and I need to get what to eat, I end up engaging in stealing to get some money. We are in groups and we kidnap people mainly the womwn and ask for money from their parents.”*

The respondents 6(5%) further agreed that any educated youth who cannot find legitimated job would be available for any kind of illicit jobs. People go to school with a goal of findings a better job and have a good standard of living. However many youths after education in Somalia have failed to get the right jobs for their skills therefore in looking for the returns to their education investment, they end up looking for any kind of illicit job which on several occasions been crime. The respondents continued agreeing strongly that the unemployed youths feel out of place and are affected by Frustration which produces aggression at individual, group societal levels 9(8%). Unemployment problems have produced the army of idle hands who are justifiably punishing the society that failed to provide for them scored 11(10%). This is interpreted as high impact to the study. Majority of the respondents agreed that the higher the level of unemployment the higher the level of crime as the unemployed seek to find what to eat.

*“The educated youths are frustrated because they studied and its sad that they cannot find a job. They therefore put the blame on their country and they end up punishing the country through committing crimes. They engage in use of drugs to pass time and the drugs instead influence them into committing crimes like killing, terrorism, kidnap, stealing among others.”*

The respondents further agreed that Lack of education and the attendant lack of opportunities in a high male youth population is a breeding ground for terrorism 13(12%). The terror attacks in the country are highly involving males and these are the angry un employed youths that have decided to join these attacks. It was further agreed on a greater extent that Majority of the youths do not possess employable skills therefore it is easier to engage on other means of earning a living no matter how illicit 12(11%). The education system in Somalia is not stable and therefore

to achieve the right education to equip someone with the right skills requires seeking for education from another country which is costly and for a few lucky people who get sponsorship. Need for money and a source of living causes crime scored 27(25%). This means that due to lack of money and what do youths decide to kidnap people, engage in robbery to get money and improve standard of living. Bosaso is today having high rate youth crimes and therefore government needs to lay strong strategies towards improving and reducing youth unemployment.

#### 4.4.2 Relationship between youth unemployment and Crime in Bosaso

In finding out the relationship between unemployment and crime, the researcher performed a correlation analysis using SPSS. It was further confirmed by a test of hypothesis as shown below. The Pearson correlation coefficient (r) was used to establish the relationship between unemployment and Crime in Bosaso

**Table 4.6 Correlation between youth unemployment and Crime in Bosaso**

Correlation		Youth unemployment	Crime
Youth unemployment	Person correlation	1.000	0.722**
	Sig. (2. tailed)	.	.012
	N	109	109
Crime	Pearson correlation	0.722**	1.000
	Sig. (2-tailed)	.012	.
	N	109	109

\*\* Correlation is significant at the 0.05 level (2-tailed).

Source: statistical package for the social scientists (SPSS) output.

Source: Primary Data, 2018

The results revealed a significant positive relationship between unemployment and crime in Bosaso ( $r = 0.722^{**}$ , Sig. = .012). This implies that an the higher the level of unemployment the higher the level of crime.

The Pearson coefficient 'r' reflects the degree of linear relationship between the two variables, it ranges from negative one and positive one that is  $-1 \leq r \leq 1$ . If  $r=0$ , then, there is no relationship between the two variables, if r ranges between  $\pm 0.1$  to  $\pm 0.4$  the relationship is weak, if r

ranges between  $\pm 0.4$  to  $\pm 0.6$  the relationship is moderate and if  $r$  lies between  $\pm 0.6$  to  $\pm 0.9$  the relationship is strong. Besides if  $r = \pm 1$  there is perfect relationship between the two variables. However, since the correlation coefficient ( $r = 0.722^{**}$ ) lies between  $\pm 0.6$  to  $\pm 0.9$  the researcher concluded that unemployment and crime are significantly related

#### 4.4.3 The Analysis Of Variance between crime and Demographic Characteristics of the Respondents

A cross tabulation analysis was carried out to establish the relationship between causes of unemployment and demographic characteristics of respondents that is to say, gender, age, education, marital status.

**Table 4.7: Correlation between crime and Demographic Characteristics and crime**

Variables	1	2	3	4	5
Gender [1]	1				
Age [2]	.980 <sup>**</sup>	1			
Education [3]	.973 <sup>**</sup>	.974 <sup>**</sup>	1		
Marital status [4]	.943 <sup>**</sup>	.969 <sup>**</sup>	.941 <sup>**</sup>	1	
Crime [5]	.934 <sup>**</sup>	.944 <sup>**</sup>	.701 <sup>**</sup>	.608 <sup>**</sup>	1

<sup>\*\*</sup>. Correlation is significant at the 0.01 level (2-tailed).

**Source: Primary Data, 2018**

Table 4.7 revealed a strong, significant and positive correlation between gender and the level of involvement in crime among youth ( $r = .934^{**}$ ,  $p < .01$ ). From the findings, more males have engaged in crime than the women. This indicates that gender is a great definer of form of crime committed by the youth. Table 4.4 also revealed a strong, significant and positive correlation between age and crime ( $r = .944^{**}$ ,  $p < .01$ ). This confirms that the youth age is highly involved in crime than any other age group.

According to the findings, there is a strong relationship between education and unemployment ( $r = .701^{**}$ ,  $p < .01$ ). The educated don't highly involve in crimes but if they do then they involve in capital crimes for example theft that involves stealing large sums of money, electronic theft among others. Table 4.4 revealed a relationship between marital status and crime ( $r = .608^{**}$ ,  $p < .01$ ). This indicates that marital status influences crime. Some people engage in crime to get what to give their children to eat and support them.

#### 4.5 Ways which Youth Overcome Unemployment in Bosaso

The rate of youth unemployment is very high in Bosaso and it was hard great negative impact on the youths and the community including high rate of engaging in crime that has led to destruction of many lives of youth who have turned into nuisance, thieves, terrorists, great domestic violence practitioners among others. The study sought information regarding to available strategies towards reducing the rate of unemployment in the community and the country at large to nation moves forward to development. Several strategies were presented by youth as reported in table 4.8 below.

**Table 4.8: How Youth can Overcome Unemployment in Bosaso**

Item	Frequency	Percentage
Ensuring political stability to ensure are good leaving environment for citizens	24	22.0
Change of education system to a system that creates job developers and not job seekers	7	6.4
Promoting entrepreneurship through increasing youth access to micro finance from MFIs	22	20.2
Joining SACCOs. Youths have joined Savings cooperatives to help them develop there selves	8	7.3
Guarantee formal and informal education for young people, channeling their power and energy into learning and development.	3	2.8
Acknowledge and include young people as stakeholders in the process of peace and security building, bearing in mind that they are both affected by conflict and the key to a progressive nation.	12	11
Eliminate the catalysts of conflict, including those related to economic challenges (youth unemployment) and the political exclusion of the youth	10	9.2
Establishment of an employment or labour law in Somalia	5	4.5
Advocating for youth involvement in community development and decision making	18	16.5
<b>Total</b>	<b>109</b>	<b>100</b>

*Source: Primary Data, 2018*

The findings showed that majority of the respondents (22%) agreed that Ensuring political stability to ensure are good leaving environment for citizens would be a great step towards fighting unemployment and ensuring economic development of Somalia and Bosaso community. The respondents agreed that there is need to change the education system to a much better system that trains job makers and not seekers (6.4%). The education system has trained youths to be job seekers seeking for a few available jobs in the country that has increased unemployment since the jobs are far less than the people looking for jobs. The respondents (20.2%) added that Promoting entrepreneurship through increasing youth access to micro finance from MFIs would be a good strategy towards creating self-employment in Bosaso.

*“The youth have been urged to join in groups, come up with ideas so that the government can provide financial support to them. These programmers have not been fully implemented though they are in process.”*

The findings showed that (7.3%) respondents were not satisfied that Joining SACCOs. Youths have joined Savings cooperatives to help them develop there selves. According to the respondents, most of the youths almost 70% do not have what to do therefore how will they manage to save. They further denied that Guarantee formal and informal education for young people, channeling their power and energy into learning and development .

*“I don’t trust saving groups because I don’t have a job therefore I will not have money to save and even if I had money I don’t trust any person to save it for me. I cannot join those groups because I lack enough knowledge on how they are run.”*

Acknowledge and include young people as stakeholders in the process of peace and security building, bearing in mind that they are both affected by conflict and the key to a progressive nation would be a good strategy to reduction of crime and unemployment (11%) which is high impact on the on the issue of reducing youth unemployment. Eliminate the catalysts of conflict, including those related to economic challenges (youth unemployment) and the political exclusion of the youth as agreed by the majority (9%). involving youths in the decision making in the community.

*Somalia is where I grew up and spent most of my life, is a country plagued by civil war, armed conflict, terrorism, and political, economic and social crises. Amidst the resultant breakdown of law and order, displacement, poverty, migration, and deep instability, the young generation – like other vulnerable groups in society – was used as a tool on the battle field. But it was entirely excluded from political processes and decision-making. Studies show that over 70% of the Somali people are less than 30 years old.*

This majority has the capacity to either destroy the country further or contribute to its rebuilding. Somali history recognizes a group of 13 young men as the founding fathers of the nation. They brought about independence through sheer determination and a commitment to defeat colonial powers. Yet today, young people are excluded from the system, perhaps to the detriment of our nation.

#### **4.5 Summary of findings**

The highest cause of unemployment is limited skills among youths (22%). The responses on whether illiteracy was the cause of unemployment among youths in Bosaso scored 3%. The level of education has got a high impact towards the job opportunities available for a person. The respondents (7.3%) reported that the issue of lack of experience among youths is the main cause of unemployment.

On findings regarding the issue of discrimination in terms of gender, culture, tribe among others being one of the reasons explaining the causes of unemployment in among youths, the results showed that (6.4%) which was interpreted as low impact. Bosaso is a town in Somalia a country characterized with one tribe and one major religion, therefore cases of discrimination in culture and religion are not evident however the respondents who reported this focused on gender discrimination among women.

The findings on whether Corruption in the organizations with employment opportunities was one of the cause of unemployment among youths was selected by (20.2%).

High level of competition for the few available jobs in Bosaso was presented as one of the main reason as to why many youths remain un employed (11%). Respondents further agreed that Limited availability of jobs in the nation (9%). The nation has lived in conflicts and instability.

Political unrest in the country have threatened development leading to limited level of economic development and availability of job opportunities (4.5%). The respondents however reported that poor youth attitudes towards work and laziness don't explain the main cause of unemployment (16.5%).

Table 4.2 revealed a strong, significant and positive correlation between gender and the level of unemployment among youths ( $r=.824^{**}$ ,  $p<.01$ ). This indicates that the level of unemployment differs between males and females. Table 4.2 also revealed a strong, significant and positive correlation between age and cause of unemployment ( $r=.744^{**}$ ,  $p<.01$ ). This confirms that most of the youths are unemployed than the elders. According to the findings, there is a strong relationship between education and unemployment ( $r=.901^{**}$ ,  $p<.01$ ). the educated tend to find what to do easily than the uneducated. Table 4.2 revealed a poor relationship between marital status and unemployment ( $r=.408^{**}$ ,  $p<.01$ ). This indicates that marital status does not have a direct effect on unemployment.

According to the finding in table above, majority of the respondents 33% reported that stealing is very high among youths in Bosaso. 21% of the respondents reported that majority of the youths have engaged in drug abuse mainly Khart and Cannabis, Cocain among other drugs. 18% of the respondents reported that the youths have engaged in Terrorist activities this was based on the evidence of Alshab a terror group characterized by mainly youths. 13% of the respondents reported that domestic violence involving rape has increased among youths in Bosaso.

Cannabis and marijuana are the highly most taken drugs by youths in Bosasao 25%. 20% of the respondents take Khart, more 20% take cocaine others take Opium 5%. These drugs have always affected youths making them involve in false and unethical acts including crime.

Most of the terrorism act involves massive killing of people/ loss of lives as reported by 70%. The respondents added that theft is also rampant during cases of terror attacks 30%. During terror attacks there are lot of cases of routing, theft and displacements as people try to run for their lives.

The findings above showed that respondents agree that unemployment among youth is highly responsible for the rate of crime rate in Bosaso. According to the findings Lack of employment



opportunities is the reason that youth take to violent crimes selected by 20(22%) of the respondents.

The respondents 6(5%) further agreed that any educated youth who cannot find legitimated job would be available for any kind of illicit jobs. The respondents continued agreeing strongly that the unemployed youths feel out of place and are affected by Frustration which produces aggression at individual, group societal levels 9(8%). Unemployment problems have produced the army of idle hands who are justifiably punishing the society that failed to provide for them scored 11(10%).

The respondents further agreed that Lack of education and the attendant lack of opportunities in a high male youth population is a breeding ground for terrorism 13(12%). The results revealed a significant positive relationship between unemployment and crime in Bosaso ( $r = 0.722^{**}$ , Sig. = .012). This implies that an the higher the level of unemployment the higher the level of crime.

The findings showed that majority of the respondents (22%) agreed that Ensuring political stability to ensure are good leaving environment for citizens would be a great step towards fighting unemployment and ensuring economic development of Somalia and Bosaso community. The respondents agreed that there is need to change the education system to a much better system that trains job makers and not seekers (6.4%). The education system has trained youths to be job seekers seeking for a few available jobs in the country that has increased unemployment since the jobs are far less than the people looking for jobs. The respondents (20.2%) added that Promoting entrepreneurship through increasing youth access to micro finance from MFIs would be a good strategy towards creating self-employment in Bosaso.

## **CHAPTER FIVE**

### **DISCUSSION, CONCLUSION AND RECOMMENDATION**

#### **5.0 Introduction**

This section involves discussion of findings following objectives and later provides conclusions and recommendations.

#### **5.1 Discussion of findings**

##### **5.1.1 The causes of youth unemployment in Bosaso Somalia**

The study revealed a strong, significant and positive correlation between gender and the level of unemployment among youths. This indicates that the level of unemployment differs between males and females. The study also revealed a strong, significant and positive correlation between age and cause of unemployment. This confirms that most of the youths are unemployed than the elders. According to the findings, there is a strong relationship between education and unemployment. The educated tend to find what to do easily than the uneducated. The study revealed a poor relationship between marital status and unemployment. This indicates that marital status does not have a direct effect on unemployment.

The findings agree with the study by Dietrich, (2001) where he reports a broad set of institutional factors preventing young people from entering the labour market or increasing their risk of becoming unemployed have been discussed by Dietrich (2001). These include lack of seniority, firm-specific human capital or labour market experience (Martin, 2009), as well as greater likelihood of working under short-term contracts and other forms of precarious employment (Marchand, 1999). The findings focused on education as major cause of unemployment without pointing out factors such as political unrest among others.

From the findings it was established that the unemployment in Bosaso is very high and there are number reasons for its existence that are presented in the figure and table above. The respondents reported that the issue of lack of experience among youths is the main cause of unemployment. The findings indicated that most of youths don't have experience since many have never had a chance of working in any organization and having enough level of education. On findings regarding the issue of discrimination in terms of gender, culture, tribe among others

being one of the reasons explaining the causes of unemployment in among youths, the results showed that which was interpreted as low impact. Bosaso is a town in Somalia a country characterized with one tribe and one major religion, therefore cases of discrimination in culture and religion are not evident however the respondents who reported this focused on gender discrimination among women.

The findings on whether Corruption in the organizations with employment opportunities was one of the cause of unemployment among youths was selected. While Somalia is an Islamic nation that does not support corruption the behavior is visible in some areas of operation which explains the high un employment. Corruption is another factor responsible for youth unemployment. According to Okafor (2010), Corruption robs the country of developing a vibrant economic base. Funds meant for development projects are misappropriated, diverted, or embezzled and stashed away in foreign banks, while some incompetent and corrupt bureaucrats and administrators in the public enterprise and parastatal liquidate these organizations. Ayinde (2008) noted that “The ruling (political) class failed because they replaced the vision, policy and strategy, which should be the thrust of every leadership with transactions (contract award and other mundane money-related activities), as each successive government took turns to prey on the nation’s wealth, by using public power, resources, good will, utilities, instrument of abuse, and personal gains”.

Majority of the respondents reported that having Limited skills for the available jobs is one of the major causes of unemployment among youths Most of the youths have not hard enough education to equip them with relevant skills to work in organizations. The level of educations has got a high impact towards the job opportunities available for a person.

The differ from the findings by Martin, (2009) where he asserts that Young people undergoing such a trajectory accumulate little experience of job search and do not develop a clear picture of what kind of job and/or what income they should be aiming for. He however reports that if given jobs they can grow and acquire experience on job. Furthermore, young people tend to have fewer resources than older workers and in some countries a strong financial attachment to the family, which means that they are less mobile (Martin, 2009).

Political unrest in the country have threatened development leading to limited level of economic development and availability of job opportunities. The respondents however reported that poor

youth attitudes towards work and laziness don't explain the main cause of unemployment . The respondents reported that the youth in region are very enthusiastic and therefore love to work and always move around looking for what to do. Unemployment occurs when people are without jobs and they have actively looked for work within the past four weeks. The unemployment rate is a measure of the prevalence of unemployment and it is calculated as a percentage by dividing the number of unemployed individuals by all individuals currently in the labour force (the International Labour Organization). There was no existing literature that related to political unrest as reported in the findings as a serious issues that causes youths unemployment.

Findings are in line with the study by Henrik (2006) who argued that most graduates in Africa do not possess the skills needed by the employers of labour for a formal employment. After all employers do not need people to pay or spend their money on but people that will help their organization grow and make more profit as the primary goal of every enterprise is to make profit. Often, this is attributed to the education system, with its liberal bias. Low opportunities for young graduates create problem of violence due to lack of job and idleness, because without job they will not be able to play a useful role in the society (Onno, 2011).

#### **5.1.2 Nature of crimes committed by youths in Bosaso**

According to the finding in table above, majority of the respondents 33% reported that stealing is very high among youths in Bosaso. 21% of the respondents reported that majority of the youths have engaged in drug abuse mainly Khart and Cannabis, Cocaine among other drugs. 18% of the respondents reported that the youths have engaged in Terrorist activities this was based on the evidence of Alshab a terror group characterized by mainly youths. 13% of the respondents reported that domestic violence involving rape has increased among youths in Bosaso.

Respondents provided their opinion regarding the forms of stealing or theft youth involve in. majority of the respondents reported that youth engage a lot in stealing money. Respondents reported that youth break in houses of people and steal whichever thing they find. Respondents reported that youth engage in highway robberies where they steal all they find with people. Other respondents reported phones, machinery / equipment and steal cars. Cannabis and marijuana are the highly most taken drugs by youths in Bosasao. Respondents take Khart, , cocaine others take Opium 5%. These drugs have always affected youths making them involve in false and unethical acts including crime. Most of the terrorism act involves massive killing of people/ loss of lives

The respondents added that theft is also rampant during cases of terror attacks. During terror attacks there are lot of cases of routing, theft and displacements as people try to run for their lives.

The findings relate with Wundritz, (1993) definition of Crime that is violation of a law in which there is injury to the public or a member of the Public and a term in jail or prison and/or a fine as possible penalties (Wundersitz 1993). Crime refers to harmful act or omission against the public which the State wishes to prevent and which, upon conviction, is punishable by fine, imprisonment, and/or death. No conduct constitutes a crime unless it is declared criminal in the laws of the country. Some crimes (such as theft or criminal damage) may also be civil wrongs (torts) for which the victim(s) may claim damages in compensation (Wundersitz 1993)

### **5.1.3 Effects of youth unemployment on crime**

The findings above showed that respondents agree that unemployment among youth is highly responsible for the rate of crime rate in Bosaso. According to the findings Lack of employment opportunities is the reason that youth take to violent crimes. According to the respondents many youths that are unemployed decide to engage in crimes to earn a living. There are a number of cases reported including rape, kidnapping and killings according to Bosaso district officer.

The respondents further agreed that any educated youth who cannot find legitimated job would be available for any kind of illicit jobs. People go to school with a goal of findings a better job and have a good standard of living. However many youths after education in Somalia have failed to get the right jobs for their skills therefore in looking for the returns to their education investment. they end up looking for any kind of illicit job which on several occasions been crime. The respondents continued agreeing strongly that the unemployed youths feel out of place and are affected by Frustration which produces aggression at individual, group societal levels. Unemployment problems have produced the army of idle hands who are justifiably punishing the society that failed to provide for them. This is interpreted as high impact to the study. Majority of the respondents agreed that the higher the level of unemployment the higher the level of crime as the unemployed seek to find what to eat.

The respondents further agreed that Lack of education and the attendant lack of opportunities in a high male youth population is a breeding ground for terrorism . The terror attacks in the

country are highly involving males and these are the angry un employed youths that have decided to join these attacks. It was further agreed on a greater extent that Majority of the youths do not possess employable skills therefore it is easier to engage on other means of earning a living no matter how illicit. The education system in Somalia is not stable and therefore to achieve the right education to equip someone with the right skills requires seeking for education from another country which is costly and for a few lucky people who get sponsorship. Need for money and a source of living causes crime. This means that due to lack of money and what do youths decide to kidnap people, engage in robbery to get money and improve standard of living. Bosaso is today having high rate youth crimes and therefore government needs to lay strong strategies towards improving and reducing youth unemployment.

Unemployment accounts for most of the social crimes perpetrated by youth in the Nigerian society today. The accelerating level of prostitution, armed robbery, rape and all facets of violence can largely be attributed to the incidence of unemployment (Eze, 2012). The author noted that an examination of most of the apprehended criminals show that a large number of youth that engage in criminal activities are those without gainful employment. Some of them are those who have the potentials for gainful employment but have been denied such opportunity. She states emphatically that unemployment then can be seen as one of the core causes of the rising level of social disorder and insecurity permeating the entire country of Nigeria

Ajaegbu (2012) also noted that the rise in violent crime such as (robbery, kidnapping, thuggery, terrorism among others), committed by the youth is a sign of 'gap' in the society. According to him, the society already has expectations for individuals and established means of achieving them. However, when the means are limited as the youth unemployment is 46.5% in 2011 (Sanusi, 2012), people are forced to achieve the goals through illegal means to fulfill societal expectations. Kidnappings have become a very lucrative business as perceived by those who engage on it across the country. The unemployed youth are available for recruitment into various terrible gangs including political thuggery.

The respondents further agreed that Lack of education and the attendant lack of opportunities in a high male youth population is a breeding ground for terrorism. The terror attacks in the country are highly involving males and these are the angry un employed youths that have decided to join these attacks. It was further agreed on a greater extent that Majority of the youths do not possess

employable skills therefore it is easier to engage on other means of earning a living no matter how illicit. The education system in Somalia is not stable and therefore to achieve the right education to equip someone with the right skills requires seeking for education from another country which is costly and for a few lucky people who get sponsorship.

Need for money and a source of living causes crime. This means that due to lack of money and what do youths decide to kidnap people, engage in robbery to get money and improve standard of living. Bosaso is today having high rate youth crimes and therefore government needs to lay strong strategies towards improving and reducing youth unemployment. Okonkwo (2005) observed that crime may be a consequence of unemployment, but it is also an additional factor causing youth unemployment through its negative effects on the economy. He pointed out that crime affects the economy through a number of channels/ways

#### **5.1.4 Ways in Which Youth Overcome Unemployment in Bosaso**

The findings showed that majority of the respondents agreed that Ensuring political stability to ensure are good leaving environment for citizens would be a great step towards fighting unemployment and ensuring economic development of Somalia and Bosaso community. The respondents agreed that there is need to change the education system to a much better system that trains job makers and not seekers. The education system has trained youths to be job seekers seeking for a few available jobs in the country that has increased unemployment since the jobs are far less than the people looking for jobs. The respondents added that Promoting entrepreneurship through increasing youth access to micro finance from MFIs would be a good strategy towards creating self-employment in Bosaso.

The findings showed that respondents were not satisfied that Joining SACCOs. Youths have joined Savings cooperatives to help them develop there selves. According to the respondents, most of the youths almost 70% do not have what to do therefore how will they manage to save. They further denied that Guarantee formal and informal education for young people, channeling their power and energy into learning and development. Acknowledge and include young people as stakeholders in the process of peace and security building, bearing in mind that they are both affected by conflict and the key to a progressive nation would be a good strategy to reduction of crime and unemployment which is high impact on the on the issue of reducing youth unemployment. Eliminate the catalysts of conflict, including those related to economic

challenges (youth unemployment) and the political exclusion of the youth as agreed by the majority and involving youths in the decision making in the community.

Somalia is a country plagued by civil war, armed conflict, terrorism, and political, economic and social crises. Amidst the resultant breakdown of law and order, displacement, poverty, migration, and deep instability, the young generation – like other vulnerable groups in society – was used as a tool on the battle field. But it was entirely excluded from political processes and decision-making. Studies show that over 70% of the Somali people are less than 30 years old. This majority has the capacity to either destroy the country further or contribute to its rebuilding. Somali history recognizes a group of 13 young men as the founding fathers of the nation. They brought about independence through sheer determination and a commitment to defeat colonial powers. Yet today, young people are excluded from the system, perhaps to the detriment of our nation (Sagal Isak 2015).

It's essential that youth perspectives be included in peace-building processes and decision-making on peace and conflict. The inclusion and participation of young people enhances their capabilities and affords them the opportunity to develop their lives as well as their societies. Including youth in peace-building processes, as stakeholders and decision-makers, allows them to gain ownership of the policies that affect them as much as the rest of us. It is also necessary to bring about a paradigmatic shift in the concept of the role of youth in conflict which transforms them from being victims or agents of violence to being active agents of peace-building and positive social change (Sagal Isak 2015).

It is also important to emphasize youth involvement at the community level. There is much to be gained from including youth in the peace-building and community engagement processes, including strengthening their capability of contributing and leading healthier, progress-oriented and more enthusiastic communities.





## 5.2 Conclusion

The study was carried out to find out Find out the effects of unemployment among the youth in Bosaso, Somalia, Discover potential opportunities for the youth, and propose recommendations towards youth employment.

In analyzing the research findings and previously published literature on youth unemployment and insecurity, it is noticeable that although there is a considerable link between youth unemployment and insecurity in the Bosaso, the trend indicates a long and enduring problem in respect to national security. Nevertheless, both youth that are employed or unemployed can perpetrate or be influenced to perpetrate violence that can threaten national security. Therefore, it is not exclusively unemployment that project youth violence as having a direct connection to national security, but it is in other factors such as education, wealth, poverty, bad parenting, bad governance, corruption, religion, ethnicity, geographical groups, political groups that can affect youth attitude and acceptance of violence and crime.

According to the United Nations Economic, Social and Cultural Organization (UNESCO, 2012), education is the right type of conflict prevention strategy to any society. The Organization advocates for the right type of education with good educational curriculum such as education of citizens on citizenry and tutorial. This is why most countries educate citizens on citizenry and aspects of the nation's history. On the other hand, bad education or the lack of it can cause conflict. The Organization argues that insecurity is fostered when there is lack of education, poor educational curriculum or a twisted educational system. Thus during times of conflict, the young ones are less likely to be in school, child mortality rate is high and youth are less likely to be literate thus increasing their chances of engaging in violence. What is important for Somalia is to reflect on the country's long history of slavery and oppression by the Somalis government.

The lessons learnt from such cycle of insecurity should be used wisely to seek peace and security in the country in order to ensure that there is no repeat of the jeopardy.

First and foremost, the Government of Somalia and other relevant bodies need to act and incorporate programs that will create an enabling environment to support the youth in their transformation from educational system into the labor market. Moreover, the energy, skills and inspiration of young people are valuable access to employment and pre-conditions for poverty eradication, sustainable development and lasting peace.

### 5.3 Recommendations

Following the conclusions drawn from the study, the researcher makes the following recommendations

There is need to indulge youth in rural areas into constructive and development programs that will reduce rural-urban migration and resultant unemployment and insecurity. The Somalia government should concentrate on those activities where youth are known to have comparative advantage. Nationally, oil is the major export commodity of Somalia which also creates significant job opportunities. The government should therefore explore how the oil industries can provide more jobs and entrepreneurial opportunities for the youth. They could then take advantage of these exploration activities to mobilize the energies of the youth from destructive tendencies to productive people.

Another strategy is the promotion of education from grass root levels, and the need to introduce and encourage vocational and technical education at all levels of education in the country. This will help reduce youth unemployment since it is skills-oriented and employment motivated. Similarly, entrepreneurship should be incorporated into education curricular at all levels starting from secondary schools to higher level institutions. This will help prepare youth to becoming more of job creators than job seekers and hence from social dependence to self-sufficient.

School-to-work transition skills should be introduced into the circular of senior secondary schools and tertiary institutions in the country. Specifically, for the final year students who are about to enter competitive labor market. The training should create avenues for providing experience with a view to promoting and developing desirable work ethnics and culture for national development. Youth should be trained to possess skills that are congruent with real labour market demands.

Community policing and sensitization of community members on the laws governing the community is necessary. The need to create more community initiatives that can be run by and owned by the community is an important step in tackling the issue of insecurity; the youth can be encouraged to spearhead such initiatives in order to be more responsibility and accountable for their own community security, this will likewise reduce their participation in violence and crime. The Somalia government should introduce programmes and policies on poverty reduction and unemployment through massive youth employment and women empowerment agenda. These



programmes will help the youth become more involved in their issues and voice out plans and ideas that would help reduce if not completely eliminate the problems from the society.

The government should increase social services in education so that each and every one in the capital city of Mogadishu gets access to education. This will assist many people to become literate and acquire knowledge and skills of starting their own gainful activities.

Stakeholders should establish vocational training institutions where the youth can acquire skills in various activities such as carpentry, tailoring, beauty salon, brick making, and entrepreneurial skills among others. Youth must be sensitized to be willing to take on any lawful economic activity so long as it is profitable.

The government should review its policies with a view to making them youth-employment friendly. Government should reform education curricula in both secondary and vocational schools to emphasize income generating activities through entrepreneurial skills development, increased investment in industries as well as curriculum to be invested in to emphasize knowledge base.

As a social worker I intend to engage in youth counseling and guidance in Bosaso regarding issues related to drugs and crime rate. This will be through organizing community education projects.

Handling drug abuse and terrorism together with domestic violence would be the major crimes that I would focus on if given opportunity.

#### **5.4 Areas of further research**

There is need for research on the general cause of crime and insecurity in Somalia since the above study only focused on youth unemployment and crime.

## REFERENCES

- Adams, A.V. (2007), *The Role of Youth Skill Development in the Transition to Work: AArbeitsmarktsoziologie. Problem, Theorien, empirische Befunde*, Wiesbaden: VS Verlag für Sozialwissenschaften:
- Ali, M. (2014), *Youth Unemployment, A Global Security Challenge*. Harvard International Review.
- Alliance. (2017), *Youth Unemployment Likely To Rise In 2018: ILO. Alliance News*.
- Baah-Boateng, W. (2016), The youth unemployment challenge in Africa: What are the drivers? *The Economic and Labour Relations Review*, 27(4), 413–431. doi:10.1177/1035304616645030
- Bell, David N.F. and David G. Blanch flower (2010), *Youth Unemployment: Déjà Vu?* IZA DP No. 4705.
- Brousar, .H. and T. Tekleselassie (2012) „*Youth Unemployment: Ethiopia Country Study*“, International Growth Center Working Paper General Series No. 12/0592. London: London School of Economics and Political Science
- Cantor, David and Kenneth C. Land (1985), “*Unemployment and Crime Rates in the Post-World War II United States: A Theoretical and Empirical Analysis.*” *American Sociological Review*, June 1985, pp 317-332
- Chiricos, T. (1987) ‘*Rates of Crime and Unemployment: an Analysis of Aggregate*
- Denu, B., A. Tekeste and H. van der Dijl (2005), ‘*Characteristics and Determinants of Youth Unemployment, Underemployment and Inadequate*
- Dickinson, D. (1994), ‘*Crime and Unemployment*’, *Department of Applied Economics*, Cambridge University.
- Dietrich, Hans (2000),*Betriebliches Ausbildungsverhalten im Kontext der betrieblichen Altersstruktur*. In: George, Rainer; Struck, Olaf (ed.): *Generationenaustausch im Unternehmen*. München / Mering: Hampp Verlag: 159–176

- Dietrich, Hans (2003), *Scheme Participation and Employment Outcome of Young Unemployed – Empirical Findings from Nine European Countries*. In: Torild Hammer (ed.): *Youth Unemployment and Social Exclusion in Europe. A Comparative Study*. Bristol: Policy Press: 83–108.
- Dietrich, Hans and Martin Abraham (2008), *Eintritt in den Arbeitsmarkt*. In: Martin Abraham and Thomas Hinz (eds.):
- Donahoe, D. and M. Tienda (1999) „*Human Asset Development and the Transition from School to Work: Policy Lessons for the 21st Century*“, paper
- Ejigu, L. (2011). Characteristics and Determinants of Youth Unemployment in Ethiopia. *Ethiopian Journal of Development Research*. Vol. 33, No.2, October 2011.
- Ericson, R., Baranek P. & Chan, J. (1991), *Representing Order, Crime, Law and Justice in the News Media*, Open University Press, Buckingham.
- Freeman, C. and Soete, L. (1994), *Work for all or Mass Unemployment*, Pinter, London.
- Gebel, Michael (2010), *Early Career Consequences of Temporary Employment in Germany and the United Kingdom*. In: *Work, Employment and Society* 24(4): 1–20. *Global Review, Children and Youth*, Washington, D.C: the World Bank
- ILO (2004, 2006, 2008), *Global Employment Trends for Youth*. International Labor Office: Geneva.
- ILO (2013a), *Global Employment Trend for Youth: A Generation at Risk*, Geneva: International Labor Organization
- ILO. (2017), *Global Employment Trends for Youth 2017 Paths to a better working future*. Geneva: International Labour Office.
- Kirby, T. (1994), 'Jobless link to crime suppressed', *The Independent*, 8 April.
- Korenman, S., Neumark, D., & Way, O. B. B. (2000), *Cohort crowding and youth labor markets: A cross-national analysis*. *Youth employment and joblessness in advanced*

countries. Blanchflower, D. G., & Freeman, R. B. (Eds) University of Chicago Press. Chicago.

Mains, D. (2012), *Hope is Cut: Youth: Unemployment and the Future in Urban Ethiopia*, Philadelphia: Temple University Press

Martin, Gary. (2009), *A Portrait of the Youth Labor Market in 13 Countries, 1980–2007*. In: Monthly Labor Review 2009 July: 3–21.

OECD (2010): *Education at a Glance 2010 – OECD Indicators*. Paris: OECD.

Pettinger, T. (2017). *Phillips Curve; a summary*. London: EconomicsHelp.org 2016.

Research Evidence', *Social Problems*, Vol 34.

Sheehan P, and Stricker P, (eds) (1981) , *Hidden Unemployment: The Australian Experience*, IAESR, Melbourne.

Smith, A. (1853), *The Theory of Moral Sentiments*, Bohn, London.

Steinke, J. (1984) , 'Measurement of unemployment, 1946 to 1978', in Chapman, J. et al (eds), *Australian Labour Economics Readings*, (3rd ed), Macmillan, Melbourne.

Stratton, J. (1992), *The Young Ones: Working Class Culture , Consumption and the Category of Youth*, Black Swan Press, Perth.

Sutherland, E. (1994), 'White Collar Criminality', in Jacoby, J. (ed), *Classics of Criminology*, Waveland, Illinois.

Tait, D. (1994), *Cautions and Appearances: Statistics about Youth and Police* , in White, R. & Alder, C. (eds), *The Police and Young People in Australia*, Cambridge University Press.

Taylor, I., Walton, P. & Young, J. (1973), *The New Criminology for a Social Theory of Deviance*, Routledge and Kegan, London.

Watts, R. (1992) 'The Politics of Discourse: Academic Responses to the Dawkins Reforms of Higher Education', in Stockley, D. (ed), *Rationalising Education*, LaTrobe University Press, Bundoora.

Watts, R. (1994a) 'Government and Modernity: An essay on governmentality' *Arena Journal*, 2/3, 1994.

Watts, R. (1994b), 'Unemployment and Crime in Australia: reflections on crime prevention', Queensland Crime Prevention Conference , Brisbane, July.



- Watts, R. (1994c), *Unemployment and welfare: rethinking the Links*, National unemployment Conference, QUT, Carseldine, July.
- Weatherburn, D. (1992) 'On the Quest for a General Theory of Crime', *The Australian New Zealand Journal of Criminology*, Vol 26.
- Weatherburn, D. (1992), 'Economic Adversity and Crime', *Trends and Issues*, No 4, AIC, August.
- Weatherburn, D. (1992), *Economic Adversity and Crime*, Trends and Issues, No 40, Australian Institute of Criminology, August.
- White, R. (1989), 'Making Ends Meet: Young People, Work and Criminal the Criminal Economy', *Australian New Zealand Journal of Criminology*, Vol 22.
- White, R. (1994), 'The Making of a Youth Underclass', *Youth Studies Australia*, Vol 13, No 1.
- White, R. (1994), 'Class, Capitalism and Criminality', *Australian New Zealand Society of Criminology 10th Annual Conference*, September.
- White, R. (1995), *The Poverty of the Welfare State: Managing the underclass*, Emy, H. V. & James, P. (eds), *The State in Question*, Macmillan, Melbourne.
- Wickham, G. (1992), *Knowing Law, Knowing Politics*, *International Journal of the Sociology of Law*, Vol 11, No 2, July, pp 137-147.
- Wilson, B. & Wyn, J. (1987) *Shaping Futures*, Allen and Unwin, Sydney.
- Wilson, P. & Arnold, J. (1986) *Street Kids* Collins Dove, Blackburn.
- Wilson, P. (1988) *Beyond the Rhetoric on 'Law and Order'*, *Legal Services Bulletin*, Vol 13, No 2, April.
- Windschuttle, K. (1980) *Unemployment* (2nd ed), Penguin, Ringwood.
- Winefield, A., Tiggemann, M., Winefield, H. & Goldney, R. (1993) *Growing Up with Unemployment: A Longitudinal Study of its Psychological Impact*, Routledge, London.

- World Bank, (2018), *Youth Unemployment Rate for Somalia [SLUEM1524ZSSOM]*,. FRED, Federal Reserve Bank of St. Louis;
- Wundersitz, J. (1993) 'Some Statistics on Youth Offending: an inter-jurisdictional comparison', in Gale, F., Naffine, N. & Wundersitz, J. (eds) *Juvenile Justice: Debating the Issues*, Sydney Allen and Unwin, Sydney.
- Yeatman, A. (1990) *Bureaucrats, Technocrats, Femnocrats: Essays on the Contemporary Australian State*, Allen and Unwin, Sydney.
- Youth Policy Development Council, (1988) *Young People and Crime: A Response to the Current Media Debate on Law and Order*, August.

## APPENDICES

### APPENDIX A: CONSENT LETTER

Dear Respondent

I **Amal Yousuf** student at Kampala International University taking a Master's Degree of Social Work is carrying out a study on the Youth Unemployment And Crime. The information acquired will be strictly used for academic purposes and it will be treated with highest confidentiality. I kindly request you to give me about 20 minutes of your time so as to answer this questionnaire. Thank you very much for your time and co-operation.

## APPENDIX B: QUESTIONNAIRE FOR YOUTH

### SECTION A: DEMOGRAPHIC CHARACTERISTICS OF RESPONDENTS

**A1. Sex**

Male ☐

Female ☐

**A2. Education level**

Master ☐

Degree ☐

Diploma ☐

Others ☐

**A3. What is your Age? \_\_\_\_\_**

**A4. How long you been in this division?**

Less than 2 years ☐

More than 2 years ☐

Above 5 years ☐

**A5. Marital status**

Married ☐

Single ☐

Divorced ☐

Unmarried ☐

**A6. Religious affiliation**

Muslim ☐

Christian ☐

Hindu ☐

Judaism ☐

Buddhism ☐

**A7. Status of employment**

Employed ☐

Unemployed ☐

**A8. If employed? State form of employment**

- Farming ☐
- Paid/ Salary job ☐
- Casual Labour ☐
- Others, specify ☐

**A9. What is your major source of income?**

- Farming ☐
- Paid/ Salary job ☐
- Casual Labour ☐
- Others, specify ☐

**SECTION B: CAUSES OF YOUTH UNEMPLOYMENT IN BOSASO CITY SOMALIA**

**B1.(If unemployed) why do you think you are unemployed?**

- a) No experience ☐
- b) Corruption ☐
- c) No/ limited skills ☐
- d) Job competitiveness ☐
- e) Laziness towards work ☐

f) Others, specify.....

.....

.....

**B2.For the answer given above, please explain how does this happen or cause you not to be employed.**

.....

.....

**B3.(If employed) why do you think your fellow youth in your area are not employed?**

- a) No experience ☐
- b) Corruption ☐
- c) No/limited skills ☐
- d) Job competitiveness ☐

☐

e) Laziness towards work

f) Others, specify .....  
.....

**B4. For the answer given above, please explain how does this happen or cause you not to be employed.**

---

---

---

## **SECTION C: EFFECTS OF YOUTH UNEMPLOYMENT ON CRIME**

**C1. How has not having a job affected you? (Tick all that apply)**

- a) Social exclusion ☐
- b) Stigma ☐
- c) No Money ☐
- d) No freedom ☐
- e) Others, specify ☐

**C2. Has not having a job/ unemployment caused you any form of social exclusion in your life?**

- a) Yes ☐
- b) No ☐
- c) If yes, how have you been excluded?.....  
.....  
.....

**C3. has being unemployed influenced you into committing crimes**

- a) Yes ☐
- b) No ☐

**C4. If yes what are some of the crimes that you were or you committed**

.....

.....

**C5. Do you think unemployment has caused you to engage in any crime in Bosaso City?**

- a) Yes ☐
- b) No ☐

**C6. What are the forms of crimes committed by youth?**

- a) Stealing ☐
- b) Robbery ☐
- c) Burglary ☐
- d) Drug Abuse ☐
- e) Others, specify.....

**C7. Did you commit any of these crimes**

- A) Yes
- B) No

**C8. If yes what made you commit those crimes**

.....

.....

.....

.....

.....

**SECTION D: WAYS IN WHICH YOUTH OVERCOME UNEMPLOYMENT IN BOSASO**

**D1.How have you overcome the problem of unemployment?**

- a) Joining a SACCO ☐
- b) Remittances ☐
- c) Parental Support ☐
- d) Others, specify.....

**D2. Are you a member of a SACCO?**

- a) Yes ☐
- b) No ☐

**D3. If yes, what is the name of the SACCO?**

.....

**D4. How has the SACCO helped you as unemployed youth?**

.....

.....

.....

**D5. Are you a member a lobby group for job creation?**

a) Yes ☐

b) No ☐

**D6. If yes, how has the lobby group helped you?**

.....

.....

.....

**D7. Do you know of any government policy for youth unemployment?**

a) Yes ☐

b) No ☐

**D8. If yes, specify the policy**

.....

**D9. What does the policy say or do for unemployed**

**youth?**.....

.....

**D10. Are you a member of any self-help group to boost productivity?**

a) Yes ☐

b) No ☐

c) If yes, specify the help group

.....

.....

*Thank you very much for the cooperation*



## APPENDIX C: INTERVIEW GIDE

### APPENDIX V: INTERVIEW GUIDE FOR KEY INFORMANTS(TECHNICAL OFFICIALS AND YOUTH LEADERS)

1. What kind of jobs is available to the youth in Bosaso City?
2. What are the main causes of unemployment among youth in Bosaso City?
3. What are the effects of unemployment among the youth in Bosaso City?
4. What are some of the policy guidelines from the government on combating unemployment among the youth in Bosaso?
5. Are there any other efforts being made to mitigate the problem of youth unemployment?
6. What are these efforts?
7. What challenges do youth encounter in getting jobs in Bosaso City?
8. How are the youths in Bosaso overcoming the problem of unemployment?

HD5701  
. A43  
2018





KAMPALA  
INTERNATIONAL  
UNIVERSITY

Ggaba Road, Kansanga \* PO BOX 20000 Kampala, Uganda  
Tel: 0772365060 Fax: +256 (0) 41 - 501974 E-mail:  
dhdrinquiries@kiu.ac.ug \* Website: <http://www.kiu.ac.ug>

*Directorate of Higher Degrees and Research  
Office of the Director*

Tuesday 24<sup>th</sup> July, 2018

Dear Sir/Madam,

**RE: INTRODUCTION LETTER FOR AMAL YOUSUF ALI  
REG. NO. 1153-06236-03133**

The above mentioned candidate is a student of Kampala International University pursuing a Masters degree in Social Work and Social Administration.

She is currently conducting a research for her dissertation titled, "*Youth Unemployment and Crime in Bosaso City, Somalia*".


Your organization has been identified as a valuable source of information pertaining to the research subject of interest. The purpose of this letter therefore is to request you to kindly cooperate and avail the researcher with the pertinent information she may need. It is our ardent belief that the findings from this research will benefit KIU and your organization.

Any information shared with the researcher will be used for academic purposes only and shall be kept with utmost confidentiality.

I appreciate any assistance rendered to the researcher

Yours Sincerely,

Dr. Claire M. Mugasa  
Director



C.c. DVC, Academic Affairs  
Principal CHSS