

**THE IMPACT OF SCHOOL DROPOUT AND ACADEMIC PERFORMANCE
OF STUDENTS. A CASE STUDY OF BUHIMBA SENIOR SECONDARY
SCHOOL**

BY

**AYESIGA KAAHWA ANDREW
BAE/16419/71/DU**


**A RESEARCH DISSERTATION SUBMITTED AS REQUIREMENT IN
PARTIAL FULFILLMENT OF THE AWARD OF A BACHELOR OF
ARTS WITH EDUCATION OF KAMPALA INTERNATIONAL
UNIVERSITY**

2011

DECLARATION

I AYESIGA KAAHWA ANDREW declare that this research report is my original work and has never been submitted to any University for any award where the work of others have been cited, acknowledgements have been made.

AYESIGA KAAHWA ANDREW

Signature.....

Date.....29/08/11

APPROVAL

This research dissertation is presented to the faculty of education, of Kampala International University, through my approval.

Supervisor

EDABU PAUL

Signature:



Date:

07/09/2011

TABLE OF CONTENT

DECLARATION	i
APPROVAL	ii
TABLE OF CONTENT	iii
CHAPTER ONE	1
1.0 Introduction.....	1
1.1 Background of the study.....	1
1.2 Statement of problem.....	1
1.3 Purpose of the study.....	1
1.4 Objectives of the study	2
1.5 Research question	2
1.6 Significance of the study	2
1.7 Scope of the study.....	2
1.7.1 Content Scope.....	2
1.7.2 Geographical Scope.	2
CHAPTER TWO	3
LITERATURE REVIEW	3
2.0 Introduction.....	3
2.1 Causes of school dropout.....	3
2.2 Break down of families.....	4
2.3Poverty.....	4
2.4 Poor facilities at school.....	4
2.5 Bad secondary school experience	5
2.6 Social behavior	5
CHAPTER THREE	6
METHODOLOGY	6
3.0 Introduction.....	6
3.1 Research design	6
3.2 Area of study.....	6
3.3 Study population.....	6
3.4 Sampling design.....	6

3.5 Data collection instruments	6
3.6 Data analysis and presentation.....	7
CHAPTER FOUR.	8
PRESENTATION AND ANALYSIS OF DATA	8
4.0 Introduction.....	8
CHAPTER FIVE	13
DISCUSSION , RECOMMENDATIONS AND CONCLUSION.....	13
5.0 Introduction.....	13
5.1 Discussion.....	13
5.2 Recommendations.....	14
5.3 Conclusion.	14
5.4 Areas for further studies	15
REFERENCES	16
APPENDIX 1.....	18
TIME FRAME.....	18
APPENDIX 2.....	19
BUDGET	19
APPENDIX 3 QUESTIONNAIRE	20

CHAPTER ONE

1.0 Introduction.

1.1 Background of the study

Primary schools, drop out rates are highest at one for both boys and girls and the 4th grade, about a quarter of the initial cohort has dropped out of school. Starting with the fifth grade, about a quarter of the initial cohort has dropped out of school, presumable due to pregnancies, early marriage and demands for household chores. Of those countries where dropout rates are disaggregated by gender Namibia and Kenya indicate a near equal dropout rates for boys and girls. These national averages may indeed hide regional and rural/ urban discrepancies but we had no data to prove this.

This district has experienced high rate of school dropout as a result of disability, race ethnicity, illness, poor learning environment, poor attitude and lack of school fees and which has greatly affected academic performance of learners in particularly in Buhimba Sub county, Homa district.

1.2 Statement of problem

There is an increase in the number of student's school dropout in Buhimba Sub county, Homa district.

and this rate is quite alarming to the government and the residents in general plus the parents who own the students. The rate of school dropout has been attributed due to lack of school fees, illness, poverty and corporal punishment which has greatly affected learner's academic performance.

1.3 Purpose of the study

To examine the impact of pupils school dropout and academic performance of the students

1.4 Objectives of the study

To examine the causes of school dropouts among pupils in Buhimba secondary school

To examine the impact of school dropout on academic performance in Buhimba secondary school.

To examine the challenges faced by students in Buhimba secondary school

1.5 Research question

What are causes of pupils' drop outs in Buhimba secondary school ?

What are impacts of school dropout among pupil on academic performance in Buhimba secondary school ?

What are the challenges faced by students in Buhimba secondary school ?

1.6 Significance of the study

The research will help policy came up with appropriate policies for solving the problems of students dropout.

The research findings will boost the documented literature resource of Kampala international university.

The study will add on ready existing literature of school dropout and academic performance.

1.7 Scope of the study

1.7.1 Content Scope

The study covered the impact of school dropout and academic performance. Independent variable is school dropout and dependent variable is academic performance.

1.7.2 Geographical Scope.

The study was covered in Buhimba secondary school, in Buhimba sub county, Homa District

CHAPTER TWO

LITERATURE REVIEW

2.0 Introduction

This chapter will include looking through the earlier research documents: literature with an aim of identifying a problem of concern eventual number of duplication of early research work is done. A part from going through other related work. It will also involve critically going through other services of materials that are related with the research topic.

2.1 Causes of school dropout

Hunger

Hunger and poor diet among children continue to be a key reasons for traucy in many remote villages in Buhimba district according to local non- government organizations (NGOS) working in the education sector, for example Action Aid, Save the Children, among others.

Food shortages have always been the cause of children not being able to attend school regularly, said school teacher Mr. Ayesige Johnson, who teaches in the government-run secondary school in Buhimba district. There are many poorest villages in poverty stricken Uganda district with less than US\$ a day, according Action Aid, a local NGO which focuses on helping rural communities explained that Uganda villagers, like many others in East Africa, are unable to produce sufficient food and cannot afford to buy food for their children.

“How can they continue to attend class when they are hungry all the time? Asked Mr. Ayesige Johnson said on average 13-117 percent of students aged 12-15 in the area dropout every year before completing secondary school.

This situation is typical of many remote villages in country, where 14.5 percent of secondary level students in senior 1-4 dropouts every year, according to ministry of (Education report 2000)

2.2 Break down of families

Students in broken homes are more likely to drop out of school than those with families intact (Schwartz,2003) this is so because of the fact that this is another stressful matter these young minds must also deal with. Home and school stability is another cause to for students dropping out of high school. More than half of dropouts have moved within their four years of being in high school (Schwartz 2003)

If a student does not have stable school life, then they are more likely to drop out of school stableness allow the student to feel comfortable enough to try work at school. If they have a stable home and school life, then that is one less worry for them. This allows them to concentrate on staying in school instead. The more stable a situation is, the better they get along with teachers and students, and the easier it is for them to fit in the work hard at school.

2.3Poverty

This is expressed as lack of money to meet school expenses (even countries like Malawi Tanzania and Uganda who have forms of secondary education for schools) and just the need to leave school in order to work and earn some money. The next important reason for girls is pregnancy (almost 10% of total number of dropouts in Tanzania), followed by demands for household chores and the need to work on the farms in varying degree for different countries. Lack of interest is given as an important factor for dropping out of school and not re-entering; especially in Malawi. This could be an indication of school environment factors that are not conducive to learning and staying in school.

2.4 Poor facilities at school

Poor facilities at school, long walking distances to school and lack of road access have combined with poverty and hunger among children in remote areas to exacerbate the problem, according to NGOS over a million children out of school. 'How can we ever motivate parents to send their poorly fed children to school? Asked school teacher. Teachers often get blamed for failing to keep students at school, but the real reason has always been poverty and food insecurity, food is the answer to their regular attendance but work can't afford, said Benson.

2.5 Bad secondary school experience

Bad school experience is also a large contributor for the school rate. A large majority of dropout students were only taking the bare minimum general high school requirements. This is because no one pushed them to try harder. This make students feel that school was not important enough to try hard at. These students then do not even care because they do not think school is important (UNESCO 1997). These students also said they did not have much attention given to them when dealing with their school work.

This also emphasized that school was not important. A large majority of dropout students were held back grade at least once in school life. This makes many students feel as they are not as smart as the other students, so why even bother (Schwartz 2003, p:43,56)

2.6 Social behavior

Social behavior is a cause for students dropping out of high school to begin school. Most students who drop out of school they do not like school to begin with. They may have had disciplinary problems. Great portion of dropout students are suspended at one time or another, frequently absent students also make them more likely to drop out. A good deal of drop out students had even been previously arrested (UNICEF/ESARO.1999)

This is because student's dropouts tended to believe they have no control over their own lives. Some students do not feel like they fit in they may have felt unsafe. At this time in a student live schools is the most awkward place to be. Students will stay away from it if they can help it they will use any tactic including dropping out.

CHAPTER THREE

METHODOLOGY

3.0 Introduction.

This chapter puts forward the methods and techniques that were employed to collect and analyze data. It included research design, area of study, study population, sampling design, data collection instruments, processing and analysis and limitation of data.

3.1 Research design

The researcher used both qualitative and quantitative methods of data collection analysis.

3.2 Area of study

The study was carried out Ayesige Johnson school, Buhimba sub county in Hoima district. Because it was more accessible to the researcher. Most respondents were got from employees in different departments of the district headquarters.

3.3 Study population.

The study population will be 1 school with 767 students in Buhimba secondary school.

3.4 Sampling design.

The researcher used purposive sampling technique to collect data from various departments. This was because the technique enabled the researcher to get information that let him to be more successful in his findings.

3.5 Data collection instruments

The data collection instruments were self administered questionnaires, interviews and documentary review.

Questionnaire

A number of both open and closed questions were given to the cross section of respondents in order to facilitate information gathering, meaning that the format of both closed and open questions were utilized check lists and enabled the researcher to consider all possible responses. The questionnaires were self administered to target respondents.

The questionnaires were performed because they could be stored for further references, they would give straight forward answers, and they were sometimes used in instances when the group was big and geographically scattered and thus easy evaluation.

Interviews

Both structured and unstructured interviews were used to collect data from employees because the researcher had face to face interaction with the respondents and this also helped the researcher to explain to the respondents why the study was carried out.

Documentary review

The method of documentary review involved reading documents related to labour relations and employee performance in local governments. They also provided valuable information on the relevance of labor relations in organizations.

3.6 Data analysis and presentation

After data was collected from the field it was analyzed both qualitatively and statistically in order to describe the results properly in a neat way. Data was analyzed using a micro soft excel program and presented in table, Pie chart and graphs in order to facilitate interpretation.

CHAPTER FOUR.

PRESENTATION AND ANALYSIS OF DATA

4.0 Introduction

This chapter was about the presentation and analysis of data related to the effects of school drop out on academic performance of learners.

A total of 30 respondents was selected which included both male and female from different departments of the district.

Table 1: Age of Respondents

Age Group	Frequency (f_0)	Percentage (%)
Above 20	6	20
20-15	5	17
15-10	15	50
Below 10	4	13
Total	30	100

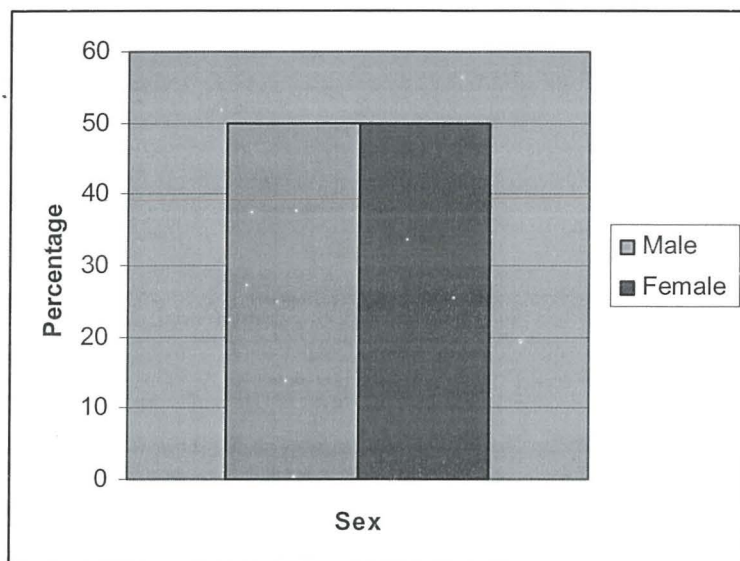
The data shows that the majority of the respondents studied were aged 15-20 with 50%. This implies students majority of the learners are between upper and lower classes.

Table 2: Sex of Respondents

Sex	Frequency (f_0)	Percentage (%)
Male	15	50
Female	15	50
Total	30	100

The above table indicates that shows that the number of males 15 (50%) was equivalent to the number of females 15 (50%) meaning that the district is gender sensitive by giving equal opportunities to both males and females.

Graph 1.4.2 Sex of Respondents



Source: Primary Data from the Field.

Table 4: Class of learners

Class education	Frequency (f_0)	Percentage (%)
Lower	10	40%
Upper class	20	60%

Source; primary data from the field.

The results in the table 4 revealed that the majority of the learners are in lower class with 40% and upper class with 60%. This implies that majority of the learners tend to drop out as they go to upper class mainly due to age factor.

Table 5. Duration in the school.

	Frequency (f_0)	Percentage (%)
1-2	4	15
3-5	6	18
6-7	5	17
8-10	15	50
11 and above	0	0
Total	30	100%

Source; primary data from the field.

The findings indicate that majority of the learners have stayed between 8-10 years in school with 50% and other 3-5 with 18%. This implies that learners who join late are more like to spend a lot of time in school as compare to those who join early.

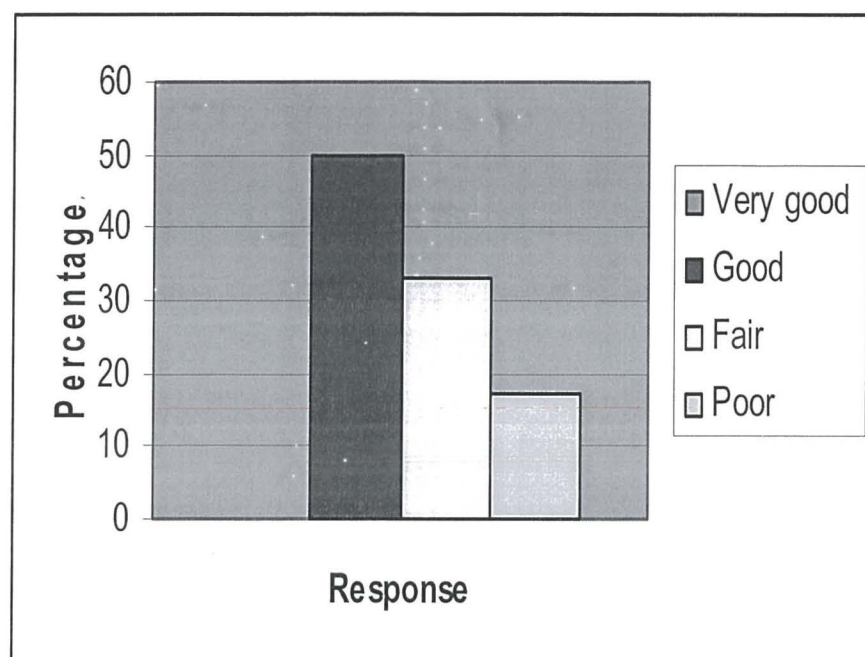
Table 6. Relationship between school drop out and academic performance of learners.

Relationship between later entry and academic performance of learners.	Good	Fair	Poor	Total
Frequency (f_0)	15	10	5	30
Percentage (%)	50	33	17	100

Source: Field Survey.

The findings indicated that there is a positive relationship between school drop out and academic performance. Majority of the respondents agreed that when learners drop out of school it can affect their concentration hence poor academic performance

Relationship between school dropout and academic performance of learners.



Source: Field Survey

Table 7 : The impact of school dropout on academic performance of learners

	Frequency	Total
Drug abuse	5	17
Early pregnancy	4	13
Indiscipline	15	50
Misconduct	6	20
Total	30	100%

Source: Field Survey.

The result imply that majority of the respondent agreed that indiscipline is major impact of school dropout of learners with 50%. This implies that most learners who drop out of became indiscipline which affects their academic performance.

Table 8 : causes of school dropout among learners

	Frequency	Total
Indiscipline	6	20
poverty	15	50
Early pregnancy	4	13
Drug abuse	5	17
Total	30	100%

Source: Field Survey.

The result imply that majority of the learners drop out of school due to poverty with 50%, drug abuse with 17% , indiscipline with 20% and early pregnancy with 13%. This implies that most of the learners who come from poor families are more likely to drop out of school.

CHAPTER FIVE

DISCUSSION , RECOMMENDATIONS AND CONCLUSION.

5.0 Introduction

This chapter presents conclusions got from previous findings, purpose and objectives of the study. This chapter also involves recommendations.

5.1 Discussion.

The impact school dropout on academic performance of learners

Findings indicate that school dropout has a major impact on academic performance of the learners (Table 7). This implies that when learners dropout of school their academic performance can be effected greatly. The impacts include: indiscipline, drug abuse, early pregnancy and poverty which hinder learner's academic performance drop and poor attitude. Schwartz (2003) also concur with the finding that school dropout has a negative impact on learners academic performance

Relationship between school dropout and academic performance learners

The study found out that there is a strong relationship between school dropout and academic performance (Table 6) this implies that the more learners' dropout of school the more academic performance is affected. Schwart(2003) concur with the findings that there is positive correlation between school dropout and learners academic performance . He argues that the more the students dropout the more performance is affected and the image of the school. He also urges that school dropout is associated with poverty, hunger, family breakdown and poor facilities at school.

Causes of school dropout

The findings revealed that the major cause of school dropout include poverty , indiscipline and drug abuse (table 8) this implies that majority of the learners come from

poor families which affects their ability to pay school fees, buy books, uniform and other reading materials hence affecting their academic performance.

5.2 Recommendations.

Basing on the findings of the study, the following are recommended:

The government should support free primary education as away of helping learners from very poor families.

The government should support children with basic needs to enable their effective performance.

Schools should also support learners from poor families with free food and free uniform.

The non governmental organizations should also come up to support learners by paying their school fees and other scholastic materials.

The government should establish boarding schools in arid and semi arid areas. It should also build more classroom for normal class capacity for teachers to be able to pay attention to individual cases of pupils.

The school teachers should help in guidance and counseling learners on the dangers of school dropout.

5.3 Conclusion.

The data collected by the researcher revealed school dropout has a major impact of academic performance of learners. These finding also revealed that many school face a problem of learner's dropout which affects their academic performance and schools image. School dropout increases early pregnancy, drug abuse, indiscipline etc

There was a positive correlation between school dropout and academic performance of learners. High drop of learners in schools affects their morally and academic performance. This is evidenced in early pregnancy, poor attitude to studies and low commitment to academic performance

Lastly, the major causes of school dropout evidenced in the study is poverty which affected learners to meet school expense and their basic needs such food and clothes. Due to poverty many learners have been forced to dropout of school without their desire.

5.4 Areas for further studies

The study shall be widened to cover more on child abuse and academic performance of learners in Ugandan secondary schools.

REFERENCES

- Dennabaun, (1994) *The relationship to Achievement, Psychology in the schools*: PP5-12
- Gelman R. and Brenneman K. (1994) Domain specific and Cultural Variations are not inconsistent.
- Heron A, (1970) *The relative importance of Vocabulary and Comprehension in the first year* University achievement by Zambia Students
- Hilda (1962), Curriculum Development: Theory and practice New York, Harcourt and World inclusive.
- Ames L.B. (1995) School Reading Behavior Tests used at Gesell Institute, New York: Harper and Row.
- Johnson, D.W (2000) *Teaching out Interpersonal effective and Self Actualization*
- Kundert, D.K. May D.C. and Brent D. (1995) *Strategy Construction, Meta cognition and Motivation in the Elementary Classroom.*
- Reynolds A. (1992). *Grade Retention and School Adjustment: An Explanatory Analysis* Education Evaluation and Policy Analysis, 14,101-121
- Shepard, L.A (1986) *A review of research on Kindergarten retention in L.*
- A Shepard* and M.L. Smith E.D Flunking. Grading: Research and politics Retention.
- Ministry of Education Science and Technology- Republic of Kenya: Education Statistics Booklet, April 2000
- National Score Card- Kenya
- Unicef/ EASARO: Indicators III on primary in Eastern and Southern Africa with special Reference to the Education of Girls.
- OXFAM International: Education Now, Break the Cycle of poverty
- Website: <http://www.oxfam.org/education> now.

UNICEF: “ Trends in Girls Education in Sub Saharan African 1990-2000:

What have we learned?” Dec.1996.

UNICEF/ESARO: Indicators on Girls and Women’s Education in Africa in Broader context of Education for all and development,1996

Education for all achieving the goal: “ Final report of Mid-Decade meeting of international Consultative Forum on Education for all” 16-19 June 1996, Amman and Jordan.

IDEA: SPSSA 1998, A Statistical Profile of Education in Sub-Saharan Africa, 1993-1996, Paris 1998.

UNESCO: Gender-Sensitive Education Statistics and indicators A practical Guide. July 1997.

UNESCO: World Education Report, Paris,2000

United Nations the World Women 2000 Trends and Statistics, New York 2000

International Consultative Forum on Education for all: 2000 Assessment statistical Document. UNESCO, 2000

UNESCO: Education for all 2000 Assessment: Status and trends and trends 1998 wasted opportunities: when schools fail Paris 1998

UNIDP: Human Development Report 2000, Paris

African Development Bank: Selected Statistics on African Countries, Abidjan,2000.

APPENDIX 1
TIME FRAME

ACTIVITY	TIME	PERIOD
Typing, printing proposal	Jan-March	2 month
Administering questionnaires	April 2011	1month
Data collection and analysis	May –June 2011	2 month
Typing and build up final report	august 2010	2 month

APPENDIX 2

BUDGET

ITEM	QUALITY	AMOUNT Ug sh.
Equipments and Stationery	1 Ream each 300	250,000/=
-fullscaps	2 each 55	25,000/=
-files	3 each 12	30,600/=
- pens		
Typing services		40,000/=
Printing services		20,000/=
Telephone services		15,000/=
Data analysis		200,000/=
Transport and lodging		175,000/=
Total		675,000

APPENDIX 3

QUESTIONNAIRE

Dear respondent,

Am Ayesiga Kaahwa Andrew a student of Kampala International University conducting a research on the impact of school dropout and academic performance of Students. The purpose of this study is to fulfill the requirement for the award of a B.A Degree with education; your kind participation will be highly appreciated.

NOTE: Your responses will be treated with the highest degree of confidentiality.

Many thanks;

SECTION A

Instruction: Tick where necessary

age

(i) Below 20 years

☐

(ii) 20-15

☐

(iii) 15-10

☐

(iv) below 10

☐

2. Gender status

(i) Male

☐

(ii) Female

☐

3. Duration in the school

(i) 1-2 years

☐

(ii) 3-5 years

☐

(iii) 6-7 years ☐

(iv) 8-10 years ☐

(v) 11 and above ☐

4 Class of learners

Upper class ☐

Lower class

SECTION B

5. What is the relationship between school dropout and academic performance of learners ?

(i) Good ☐

(ii) Fair ☐

(iii) poor ☐

6. What is the impact of secondary school dropout on academic performance of learners?

(i) Drug abuse ☐

(ii) Early pregnancy ☐

(iii) Indiscipline ☐

(iv) Misconduct

☐

What are the causes of school dropout among learners?

(v) Indiscipline

☐

(vi) Poverty

☐

(vii) Early pregnancy

☐

(viii) Drug abuse

☐